

# Shoulder 好达

SHOULDER ELECTRONICS CO., LTD.

## CERAMIC RESONATOR Data Sheet

PRODUCT 产 品: CERAMIC RESONATOR

MODEL NO 型 号: ZTACV....MX

PREPARED 编 制: Fengyu

CHECKED 审 核: York

APPROVED 批 准:

DATE 日 期: 2007-01-25

## 1. Scope

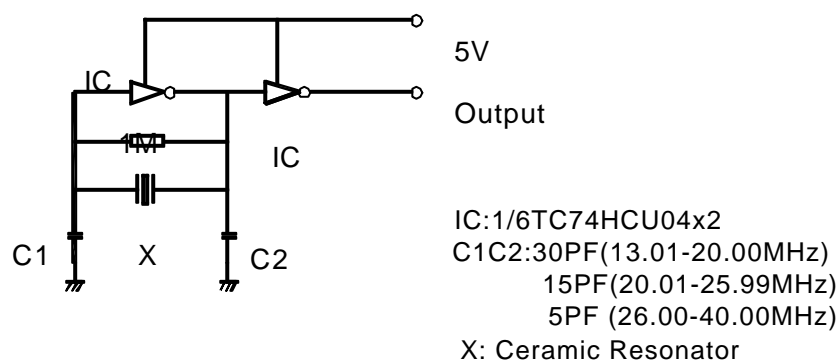
The specification is fit for ceramic resonator 16.00-50.00MHz.

## 2. Part NO: ZTACV ..MX

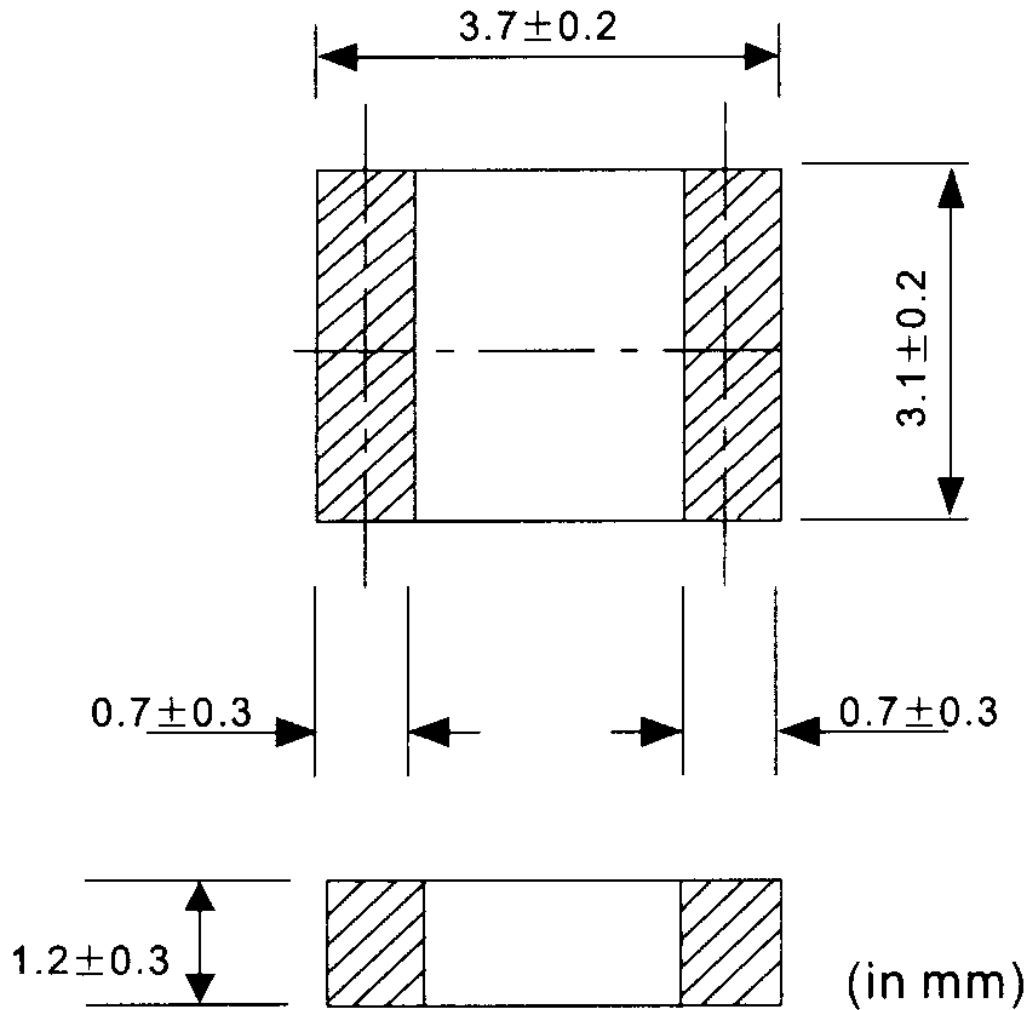
## 3. Electrical Characteristics

No.	Item	Characteristics
3-1	Oscillate Frequency (MHz)	16.00-50.00
3.2	Frequency Tolerance max	±0.5%
3.3	Resonant Impedance max ( $\Omega$ )	40
3.4	Built – in Capacitance (PF)	--
3.5	Insulate Resistance min (M $\Omega$ )	100
3.6	Withstanding Voltage D.C (V)	100 (max 5 sec)
3.7	Voltage (1) D.C Voltage max (V) (2) Input Voltage max (V)	6 15Vp-p
3.8	Temp characteristics of Oscillate frequency max	±0.3%
3.9	Operating Temp Range (°C)	-20 ~ +80
3.10	Storage Temp (°C)	-55 ~ +85

## 4. Test Circuit



## 5. Dimension



## 6. Physical and Environmental Characteristics

No	Item	Condition of Test	Performance Requirements
6.1	Humidity	Keep the resonator at $40 \pm 2^\circ\text{C}$ and 90-95% RH for $96 \pm 4$ hours. Then release the resonator into the room condition for 1 hour prior to the measurement.	It shall fulfill the specifications in Table 1.
6.2	Vibration	Subject the resonator to vibration for 2 hours each in x,y and z axis with the amplitude of 1.5mm, the frequency shall be varied uniformly between the limits of 10-55Hz	It shall fulfill the specifications in Table 1.
6.3	Mechanical Shock	Drop the resonator randomly onto a concrete floor from the height of 100 cm 3 times.	It shall fulfill the specifications in Table 1.
6.4	Soldering Test	Passed through the re-flow oven under the following condition and left at room temperature for 1 hour before measurement.	It shall fulfill the specifications in Table 1.

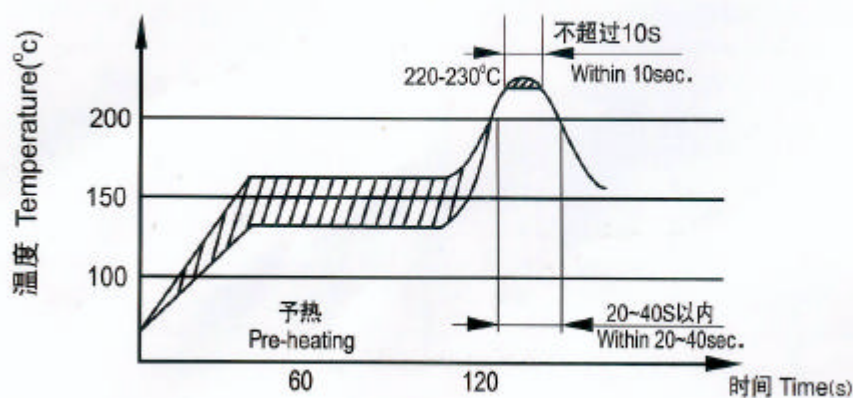
		Temperature at surface of the substrate	Time	
		Preheat $150\pm5^{\circ}\text{C}$	$60\pm10$ sec.	
		Peak $240\pm5^{\circ}\text{C}$	$10\pm3$ sec.	
6.5	Solder Ability	Dip the resonator terminals into the solder bath at $230\pm5^{\circ}\text{C}$ for $3\pm0.5$ sec.		More than 95% of the terminal surface shall be covered.
6.6	High Temperature Exposure	Subject the resonator to $80\pm5^{\circ}\text{C}$ for $96\pm4$ hours. Then release the resonator into the room conditions for 1 hour prior to the measurement.		It shall fulfill the specifications in Table 1.
6.7	Low Temperature	Subject the resonator to $-20\pm5^{\circ}\text{C}$ for $96\pm4$ hours. Then release the resonator into the room conditions for 1 hour prior to the measurement.		It shall fulfill the specifications in Table 1.
6.8	Temperature Cycling	Subject the resonator to $-20^{\circ}\text{C}$ for 30 minutes followed by a high temperature of $85^{\circ}\text{C}$ for 30 min. Cycling shall be repeated 5 times with a transfer time of 15 second at the room condition for 1 hour prior to the measurement.		It shall fulfill the specifications in Table 1.

TABLE1

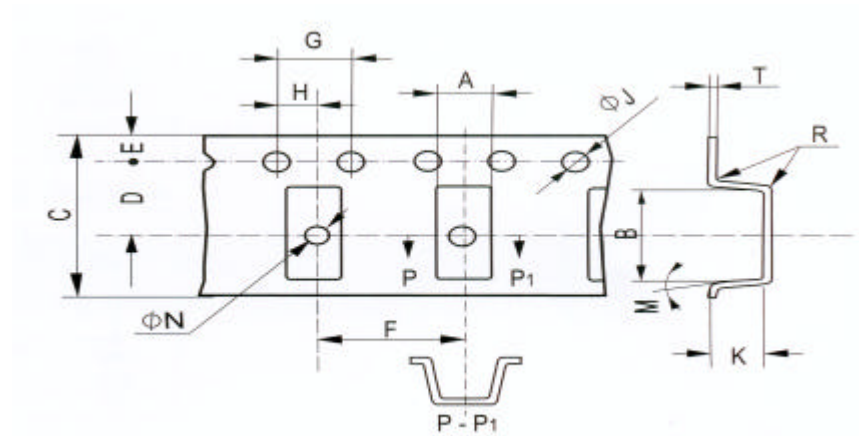
Item	Specification
Oscillation Frequency Change	$\Delta F/F_0 \leq 0.3\%$ max
Resonant Impedance	$\Delta R_0 \leq \pm 10$ Ohm

7.

## RECOMMENDED REFLOW SOLDERING STANDARD CONDITIONS



## 8. PACKING



Tape Dimension (mm)

	A ±0.2	B ±0.2	C ±0.3	D ±0.1	E ±0.1	F ±0.1	G ±0.1	H ±0.1	ØJ ±0.1	ØN ±0.1	M max	R max	K ±0.2	T ±0.1
MG	3.8	7.8	16.0	7.5	1.75	8.0	4.0	2.0	1.5	1.6	10 <sup>a</sup>	0.3	2.1	0.3
MT	5.0	4.4	12.0	5.5									1.8	
MX	3.4	4.0	12.0	5.5									1.3	

Standard Package: 1Kpcs / reel