




ASSEMBLY INSTRUCTION

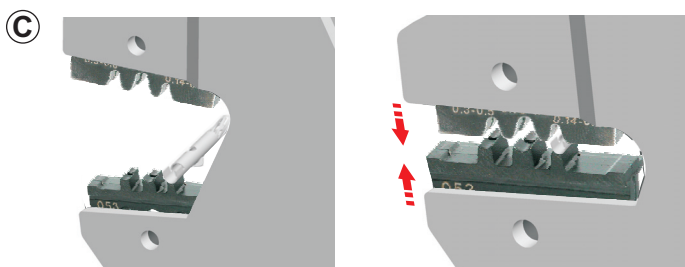
NC3FD-LX-HA | DLX Serie - Crimp XLR Chassis Connector



(A) ATTENTION:
Cable length protruding the panel should give enough space for crimp operation.

(B) Prepare cable as shown (twist the screen).

(C) Position a contact in the die and hold the contact by pressing the tool slightly together - DO NOT CRIMP!



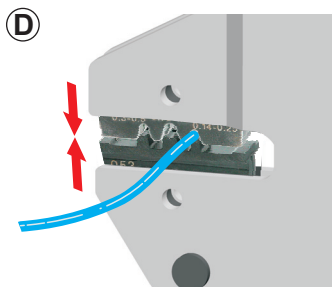
(D) Position the wire in the contact & crimp it.

Repeat steps C, D, E for the remaining two contacts.

(E) Push the crimped contacts into the insert until you notice a snap.


Attention:
Align lug to the top!
Pay attention to correct wiring!

PIN 1 ... Screen
PIN 2 ... Hot, +
PIN 3 ... Cold, -




(F) Position the connector in the panel and fasten it.


Standard crimp according IEC 60352-2 (B crimp).
Wire size AWG 22 - 24, 0.22 - 0.34 mm².



EXTRACTION OF CONTACT





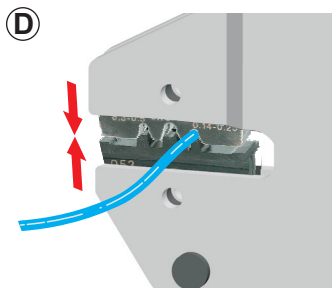
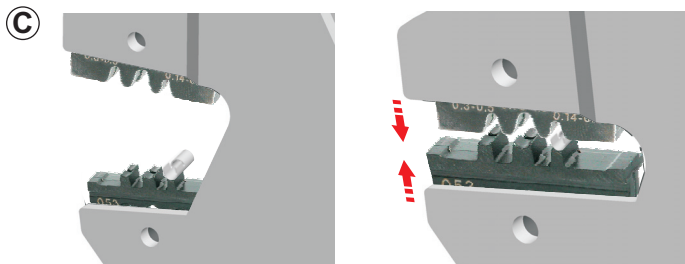

1. Turn the contact 90°
2. Pull the contact out of the insert
3. Insert new Contact





ASSEMBLY INSTRUCTION

NC3MD-LX-HA | DLX Serie - Crimp XLR Chassis Connector



(A) ATTENTION:
Cable length protruding the panel should give enough space for crimp operation.

(B) Prepare cable as shown (twist the screen).

(C) Position a contact in the die and hold the contact by pressing the tool slightly together - DO NOT CRIMP!

(D) Position the wire in the contact & crimp it.

Repeat steps C, D, E for the remaining two contacts.

(E) Push the crimped contacts into the insert until you notice a snap.

Attention:
Align lug to the top!
Pay attention to correct wiring!

PIN 1 ... Screen
PIN 2 ... Hot, +
PIN 3 ... Cold, -

(F) Position the connector in the panel and fasten it.

Standard crimp according IEC 60352-2 (B crimp).
Wire size AWG 22 - 24, 0.22 - 0.34 mm².

NEUTRIK AG LI T: +423 / 237 24 24 F: +423 / 232 53 93
NEUTRIK Zürich AG CH T: +41 44 / 736 5010 F: +41 44 / 736 5011
NEUTRIK USA Inc. USA T: +1 732 / 901 9488 F: +1 732 / 901 9608
NEUTRIK (UK) Ltd. UK T: +44 1983 / 811 441 F: +44 1983 / 811 439

NEUTRIK Vertriebs GmbH DE/NL/AT T: +49 8131 / 280 890 F: +49 8131 / 280 830
NEUTRIK France FR T: +33 1 / 4131 6750 F: +33 1 / 4131 0511
NEUTRIK Tokyo Ltd. JP T: +81 3 / 3663 4733 F: +81 3 / 3663 4796
NEUTRIK Hong Kong Ltd. HK T: +852 / 2687 6055 F: +852 / 2687 6052

Draft. Nr.: BDA 184-0 / 3102M1541 | Update: 30.06.2008 | Data subject to change without prior notice. ©2008 NEUTRIK®. ALL RIGHTS RESERVED.