


XS3-P / XS4-P



Inductive proximity sensors
 Détecteurs de proximité inductifs
 Induktive Näherungsschalter
 Detectores de proximidad inductivos
 Interruttori di prossimità induttivi
 Detectores de proximidade indutivos



UL listing and CE Certification :
 Applicable on proximity switches bearing the UL and CSA marks only.
 Enclosure : Type 12,4X indoor use only
Overcurrent protection *

Conductor size		Maximum Ampere rating
AWG	mm ²	
20	0.5	5
22	0.34	3
24	0.22	2
26	0.11	1
28	0.08	0.8

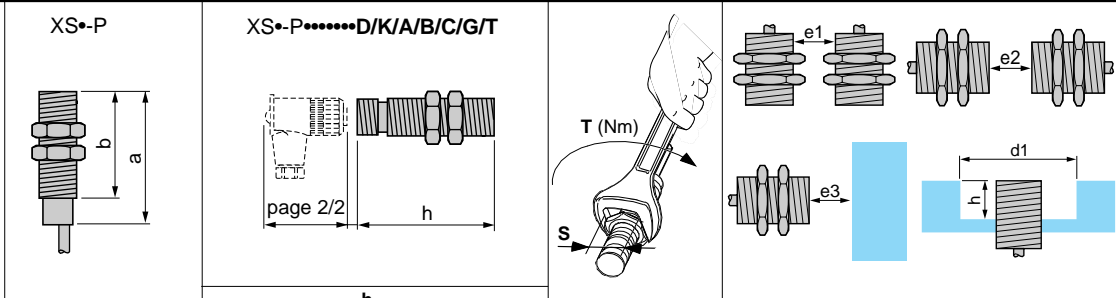
* Required on product references with termination number 230 - 8 mm plastic units shall be installed with mounting clamp type XSZ-B. For connector version, a suitable UL and CSA Approved connector must be used

⚠ DANGER / PELIGRO / DANGER

HAZARDOUS VOLTAGE Disconnect all power before servicing equipment. Electric shock will result in death or serious injury.	TENSION PELIGROSA Desenergice el equipo antes de realizarle servicio. Una descarga eléctrica podrá causar la muerte o lesiones serias.	TENSION DANGEREUSE Couper l'alimentation avant de travailler sur cet appareil. Une électrocution entrainera la mort ou des blessures graves.
---	--	--

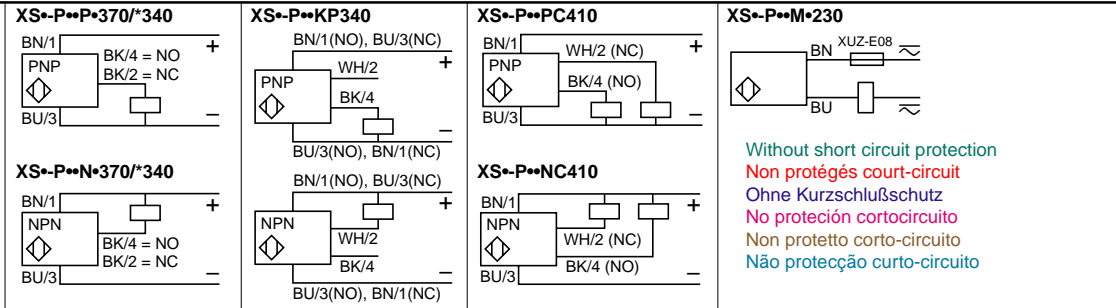
Mechanical installation
 Mise en œuvre mécanique
 Mechanische Installation
 Instalación mecánica
 Messa in opera meccanica
 Instalação mecânica

* Short case
 Boîtier court
 Kurzbaumform
 Cuerpo corto
 Invólucro corto
 Invólucro curto



	(mm)	Sn	XS-P		XS-P-D/K/A/B/C/G/T										S	T (Nm)	e1 ≥	e2 ≥	e3 ≥	d1 ≥	h ≥	
			a	a*	b	b*	D/K	D*	A	B	C	G	T									
	M8x1	1,5	50	33	40	26	61	45	-	-	-	-	-	-	-	13	1	3	18	4,5	8	0
	M12x1	2	50	33	42	26	61	48	-	-	-	-	-	-	-	17	2	4	24	6	12	0
	M18x1	5	60	33,5	51,5	26	70	48	73,5	-	-	-	-	-	-	24	5	10	60	15	18	0
	M30x1,5	10	60	40,5	51,5	33	70	50	75	-	-	-	-	-	-	36	20	20	120	30	30	0
	M8x1	2,5	50	33	40	26	61	45	-	-	-	-	-	-	-	13	1	10	30	7,5	24	5
	M12x1	4	50	33	42	26	61	48	-	-	-	-	-	-	-	17	2	16	48	12	36	8
	M18x1	8	60	33,5	51,5	26	70	48	73,5	106	74	75	95	24	5	24	5	16	96	24	54	16
	M30x1,5	15	60	40,5	51,5	33	70	50	75	106	74	75	87	36	20	36	20	60	180	45	90	30

Electrical installation
 Mise en œuvre électrique
 Elektrische Installation
 Instalación eléctrica
 Messa in opera elettrica
 Instalação elétrica

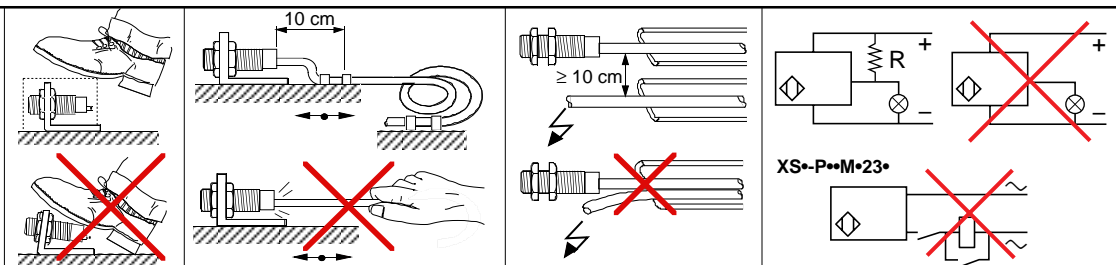


	XS-P-P*370/*340	XS-P-KP340	XS-P-PC410	XS-P-M*230
Voltage limits (1)	10...58 V / * 10...38 V	10...38 V	10...38 V	20...264 V
Load switching capacity (2)	0...200 mA	0...200 mA	0...200 mA	Ø8: 5...100, Ø12: 5...200, Ø18/30: 5...200, 5...300 ~
Voltage drop (3)	≤ 2 V	≤ 2,6 V	≤ 2V	≤ 5,5 V
Leakage current (4)	-	-	-	≤ 0,6 mA
Current consumption (5)	≤ 10 mA	≤ 10 mA	≤ 10 mA	-

- Limite de tension / Betriebsspannung / Límites de tensión / Limiti di tensione / Limites de tensão
- Courant commuté / Schaltstrom / Intensidad conmutada / Corrente commuta / Corrente comutada
- Tension de déchet / Spannungsfall (Ausgang durchgesteuert) / Tensión residual / Caduta di tensione / Tensão de defeito
- Courant résiduel / Reststrom (Ausgang gesperrt) / Intensidad residual / Corrente residual / Corrente residual
- Courant consommé / Leerlaufstrom / Intensidad consumida / Corrente consumata / Corrente consumida

	BN	BU	BK	WH	Brown	Blue	Black	White	Brun	Bleu	Noir	Blanc	Braun	Blau	Schwarz	Weiß	Marrón	Azul	Negro	Blanco	Marron	Blu	Nero	Bianco	Castanho	Azul	Preto	Branco

Installation precautions
 Précautions de mise en œuvre
 Vorsicht bei der Inbetriebnahme
 Precaución de instalación
 Consigli di messa in opera
 Precaução de instalação



Indication
 Signalisation
 Funktionsanzeige
 Señalización
 Segnalazione
 Sinalização



W91306990111 A11 1/2

XZ-CP / XZ-CC



Machine cabling accessories

Constituants de câblage machine

Zubehör für Maschinen-
Anschlußtechnik

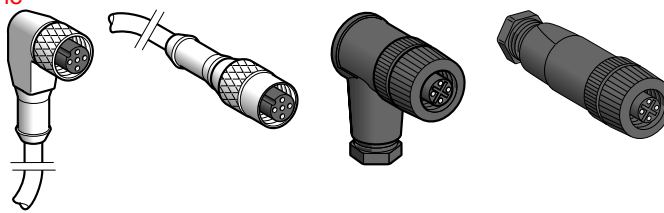
Contituyentes de conexionado

Accessori di cablaggio

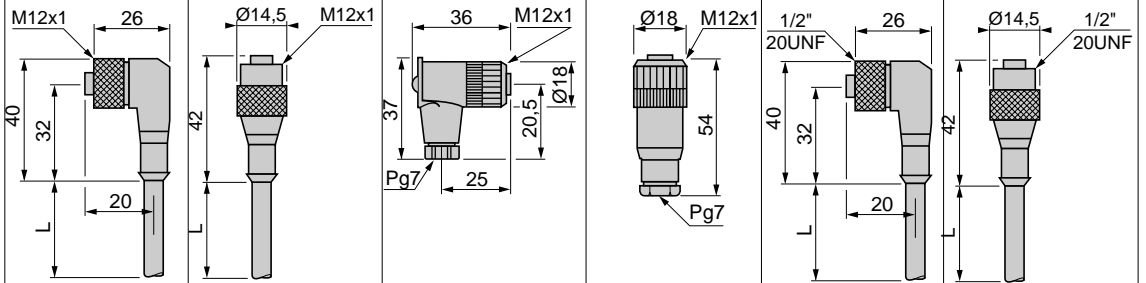
Constituintes de cablagem

XS-P.....D

XS-P.....K

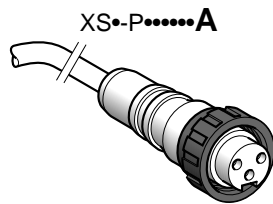
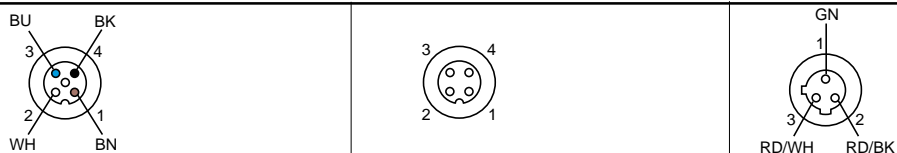


Dimensions
Encombremets
Abmessungen
Dimensiones
Dimensioni d'ingombro
Altravancamentos

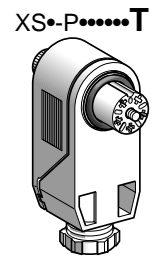

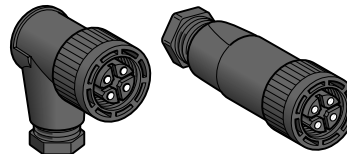


PvR L = 2 m.	XZ-CP1241L2	XZ-CP1141L2	-	-	XZ-CP1965L2	XZ-CP1865L2
PvR L = 5 m.	XZ-CP1241L5	XZ-CP1141L5	-	-	XZ-CP1965L5	XZ-CP1865L5
7P (Pg7)	-	-	XZ-CC12FCP40B	XZ-CC12FDP40B	-	-

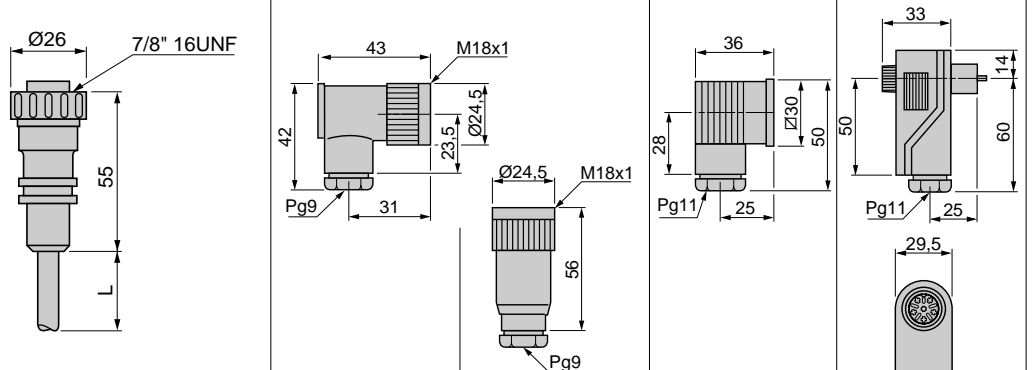
Connection schemes
Schémas de raccordement
Anschlußpläne
Esquemas de conexión
Schemi di collegamento
Esquemas de ligação



XS-P.....G

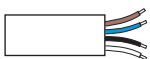



Dimensions
Encombremets
Abmessungen
Dimensiones
Dimensioni d'ingombro
Altravancamentos



PvR L = 2 m.	XZ-CP1662L2	XZ-CP1670L2	-	-	-	-
PvR L = 5 m.	XZ-CP1662L5	XZ-CP1670L5	-	-	-	-
9P (Pg9)	-	-	XZ-CC18FCP40B	XZ-CC18FDP40B	-	-
11P (Pg11)	-	-	-	-	XZ-CC43FCP40B	XZ-CC51FCP50B

Connection schemes
Schémas de raccordement
Anschlußpläne
Esquemas de conexión
Schemi di collegamento
Esquemas de ligação



BN	Brown	Brun	Braun	Marrón	Marron	Castanho
BU	Blue	Bleu	Blaui	Azul	Blu	Azul
BK	Black	Noir	Schwarz	Negro	Nero	Preto
WH	White	Blanc	Weiß	Blanco	Bianco	Branco
RD	Red	Rouge	Rot	Rojo	Rosso	Vermelho
GN	Green	Vert	Grün	Verde	Verde	Verde

Saddle clamps / Brides de fixation
Klemmbefestigungsblock / Bidas de fijación
Bride di fissaggio / Braçadeiras de fixação



Ø 8	Ø 12	Ø 18	Ø 30
XSZ-B108	XSZ-B112	XSZ-B118	XSZ-B130