

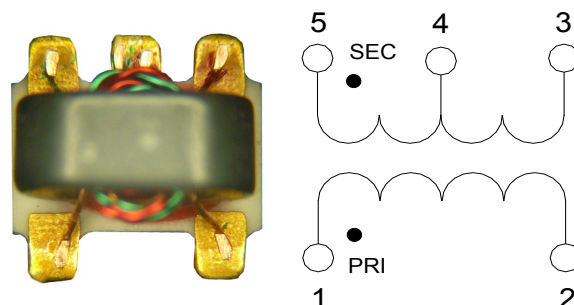
## E-Series RF 1:4 Coupled Step-Up Transformer 1 - 350 MHz

Rev. V3

### Features

- Surface mount
- Wide frequency range
- 1:4 Impedance Ratio
- CT on Secondary
- Lead Free
- RoHS\* Compliant and is 2600C reflow compatible.
- Available on Tape and Reel, reel quantity 2000

### Schematic



### Pin Configuration

Pin #	Function	Pin #	Function
1	Primary Dot	4	Secondary CT
2	Primary	5	Secondary Dot
3	Secondary		

### Electrical Specifications: RF Freq. = 1 - 350 MHz, $T_A = +25^\circ\text{C}$ , $P_{IN} = 0 \text{ dBm}$

Parameter	Test Conditions & Frequency	Units	Min.	Typ.	Max.
Insertion Loss	FL - fU	dB	—	—	1.0
	5 - 100 MHz				2.0
	2 - 300 MHz				3.0
Amplitude Unbalance	5 - 100 MHz	dB	—	—	0.1
	1 - 350 MHz				0.5
Phase Unbalance	5 - 100 MHz	Degrees	—	—	1.0
	1 - 350 MHz				5.0

### Ordering Information

Part Number	Description
MABA-007237-ETC410	2000 piece reel

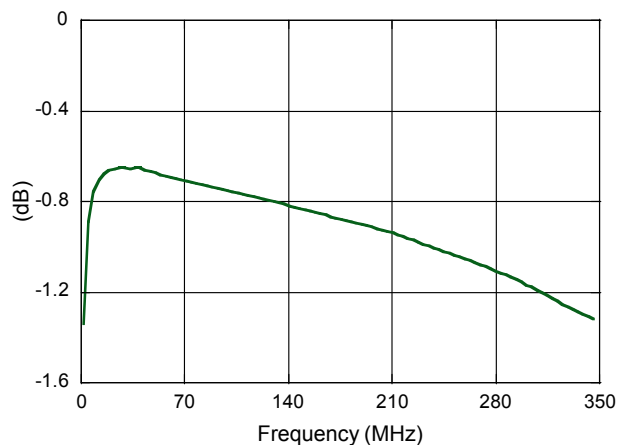
### Recommended Maximum Ratings<sup>1,2</sup>

Parameter	Absolute Maximum
DC Power	250 mW
DC Current	30 mA
Operating Temperature	-40°C to +85°C
Storage Temperature	-55°C to +125°C

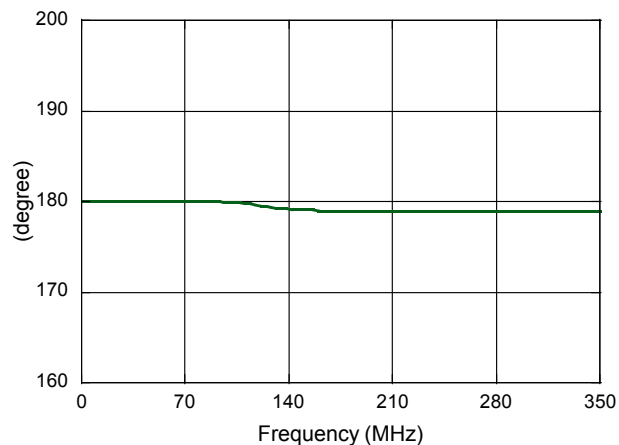
1. Exceeding any one or combination of these limits may cause permanent damage to this device.
2. MACOM does not recommend sustained operation near these survivability limits.

### Typical Performance Curves

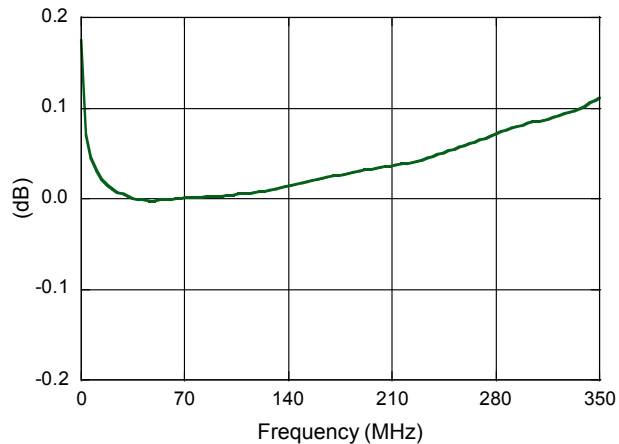
**Insertion Loss**



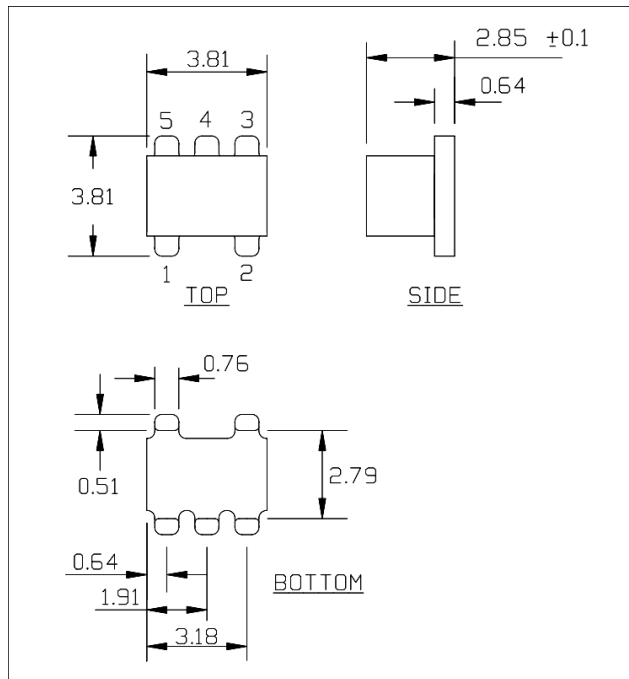
**Phase Balance**



**Amplitude Balance**

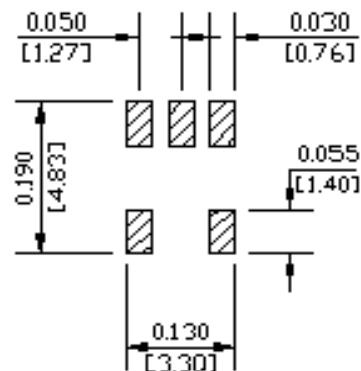


### Outline Drawing



1. Dimensions in mm.
2. Tolerance: ±0.2 mm unless otherwise noted.
3. Model number and lot code printed on reel.

### Recommended Footprint



### Tape & Reel Information

Parameter	Units	Value
Qty per reel	-	2000
Reel size	mm	330
Tape width (W)	mm	12.0
Pitch (P <sub>1</sub> )	mm	12.0
Orientation	-	F5
Reference Application Note ANI-019 for orientation		

MACOM Technology Solutions Inc. All rights reserved.

Information in this document is provided in connection with MACOM Technology Solutions Inc ("MACOM") products. These materials are provided by MACOM as a service to its customers and may be used for informational purposes only. Except as provided in MACOM's Terms and Conditions of Sale for such products or in any separate agreement related to this document, MACOM assumes no liability whatsoever. MACOM assumes no responsibility for errors or omissions in these materials. MACOM may make changes to specifications and product descriptions at any time, without notice. MACOM makes no commitment to update the information and shall have no responsibility whatsoever for conflicts or incompatibilities arising from future changes to its specifications and product descriptions. No license, express or implied, by estoppel or otherwise, to any intellectual property rights is granted by this document.

THESE MATERIALS ARE PROVIDED "AS IS" WITHOUT WARRANTY OF ANY KIND, EITHER EXPRESS OR IMPLIED, RELATING TO SALE AND/OR USE OF MACOM PRODUCTS INCLUDING LIABILITY OR WARRANTIES RELATING TO FITNESS FOR A PARTICULAR PURPOSE, CONSEQUENTIAL OR INCIDENTAL DAMAGES, MERCHANTABILITY, OR INFRINGEMENT OF ANY PATENT, COPYRIGHT OR OTHER INTELLECTUAL PROPERTY RIGHT. MACOM FURTHER DOES NOT WARRANT THE ACCURACY OR COMPLETENESS OF THE INFORMATION, TEXT, GRAPHICS OR OTHER ITEMS CONTAINED WITHIN THESE MATERIALS. MACOM SHALL NOT BE LIABLE FOR ANY SPECIAL, INDIRECT, INCIDENTAL, OR CONSEQUENTIAL DAMAGES, INCLUDING WITHOUT LIMITATION, LOST REVENUES OR LOST PROFITS, WHICH MAY RESULT FROM THE USE OF THESE MATERIALS.

MACOM products are not intended for use in medical, lifesaving or life sustaining applications. MACOM customers using or selling MACOM products for use in such applications do so at their own risk and agree to fully indemnify MACOM for any damages resulting from such improper use or sale.