

The information provided herein is from CONNFLY Electronic Co., Ltd. and is confidential. Any disclosure to a party other than the recipient is prohibited. The intellectual properties and its rights contained herein, including but not limited to, trademarks, patents, copyrights, trade secrets, and technical know-how, are owned exclusively by CONNFLY or its affiliates. Unauthorized use or modification is strictly prohibited. CONNFLY may enforce its intellectual property rights at its own discretion; failures or delays to exercise such rights does not constitute a waiver of such rights.

REV.	DESCRIPTION	DRAWN	CHECKED	APPROVED
A	NEW RELEASE	LL 12/15/06		LJC 12/15/06
B	DRAWING UPDATE	JLZ 08/15/16'	HZW 08/15/16'	LJC 08/15/16'
C	DRAWING UPDATE	JLZ 12/13/18'		

NOTES:

1. SPECIFICATIONS

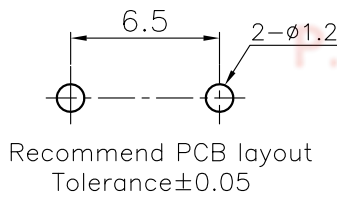
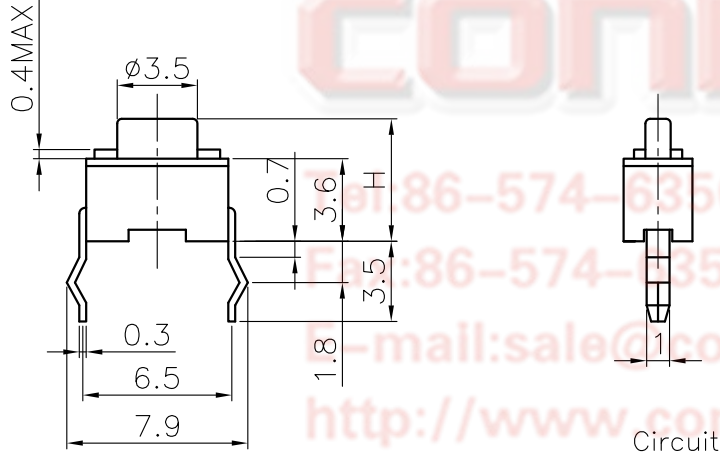
- Switch Function: Single Pole Single Throw
- Contact Rating: 50mA at 12Vdc
- Insulation Resistance: 100MΩ min.
- Contact Resistance: 100mΩ max.
- Operating Life: 50,000 cycles
- Stop Strength: Place The Switch Such That Vertical, A Static Load Of 3Kgf Shall Be Applied In The Direction
- Operation Temperature Range: -25°C to +70°C

- Wave Soldering: Recommended Solder Temperature At 500°F(260°C)max. 5 Seconds, Subject To pcb 1.6mm Thickness.
- Hand Soldering: Use Soldering Iron Of 30 Watts, Controlled At 608°F(320°C) Approximately 2 Seconds.

2. PRODUCT NUMBER CODE:

DS1041-01 - X X X X X X X

- Operating Life
5: 50000 cycles
10: 100000 cycles
- Operating force
130: 130gf 160: 160gf
170: 170gf 250: 250gf
- Packing type
A: polybag
B: tube
- Actuator color
K: black
- Housing color
K: black
- Profile Height(DIM. H)
1: 4.3mm 2: 5.0mm 3: 7.0mm
4: 7.3mm 5: 9.5mm 6: 13.0mm
7: 7.5mm 8: 8.0mm 9: 8.5mm
10: 12.0mm 11: 12.5mm 12: 17.0mm
13: 7.8mm 14: 9.0mm 15: 10.0mm
16: 11.0mm 17: 6.0mm 18: 15.0mm
19: 14.0mm
- Size
2: 3mm*6mm



GENERAL TOLERANCE		ANGLE TOLERANCE	
X.	±0.60	X.	±5°
.X	±0.38	.X	±3°
.XX	±0.25	.XX	±2°
DRAWING TYPE		CUSTOMER	
SCALE		1:1	SHEET 1 OF 2
DRAWING NO.		C-DS1041-01-2XXXXXX-C	

PROJECTION		TITLE	TACT SWITCH DIP TYPE 3mmX6mm
UNITS	mm	SHEET	A4
SHEET SIZE	A4	SERIES	DS1041-01 SERIES

晨翔电子有限公司
CONNFLY CONNFLY ELECTRONIC CO. LTD

Dept	
Qty	
DC	1
ED	1
IE	1
ISO	1
PD	1
R&D	1
SD	1
QA	1
QC	1
QE	1

The information provided herein is from CONNLY Electronic Co., Ltd. and is confidential. Any disclosure to a party other than the recipient is prohibited. The intellectual properties and its rights contained herein, including but not limited to, trademarks, patents, copyrights, trade secrets, and technical know-how, are owned exclusively by CONNLY or its affiliates. Unauthorized use or modification is strictly prohibited. CONNLY may enforce its intellectual property rights at its own discretion; failures or delays in enforcement do not constitute a waiver of such rights.

REV.	DESCRIPTION	DRAWN	CHECKED	APPROVED
A	NEW RELEASE	LL 12/15/06		LJC 12/15/06
B	DRAWING UPDATE	JLZ 08/15/16'	HZW 08/15/16'	LJC 08/15/16'
C	DRAWING UPDATE	JLZ 12/13/18'		

NOTES:

1. SPECIFICATIONS

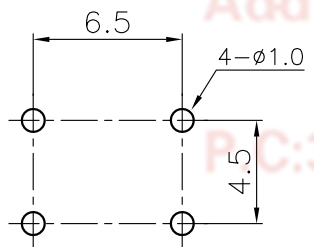
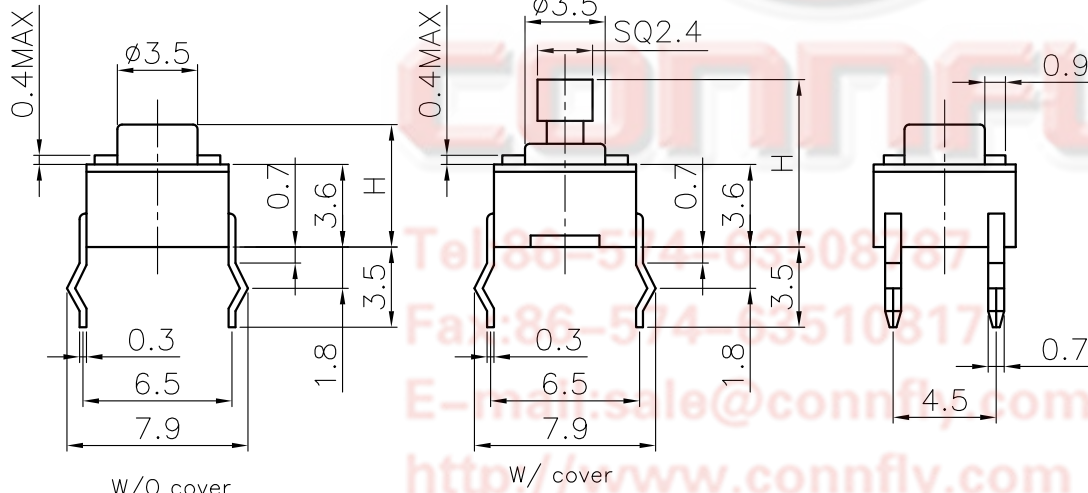
- Switch Function: Single Pole Single Throw
- Contact Rating: 50mA at 12Vdc
- Insulation Resistance: 100MΩ min.
- Contact Resistance: 100mΩ max.
- Operating Life: 50,000 cycles
- Stop Strength: Place The Switch Such That Vertical, A Static Load Of 3Kgf Shall Be Applied In The Direction
- Operation Temperature Range: -25°C to +70°C

- Wave Soldering: Recommended Solder Temperature At 500°F(260°C)max. 5 Seconds, Subject To pcb 1.6mm Thickness.
- Hand Soldering: Use Soldering Iron Of 30 Watts, Controlled At 608°F(320°C) Approximately 2 Seconds.

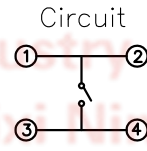
2. PRODUCT NUMBER CODE:

DS1041-01 - X X X X X X - X

- Cover Support:
S: W/ Cover(H=7.3 Only)
N/A Code: W/O Cover
- Operating Life
5: 50000 cycles
10: 100000 cycles
- Operating force
130: 130gf 160: 160gf
170: 170gf 250: 250gf
- Packing type
A: polybag
B: tube
- Actuator color
K: black
- Housing color
K: black
- Profile Height(DIM.H, H>7.3 The cover is cylindrical, Black)
1: 4.3mm 2: 5.0mm 3: 7.0mm
4: 7.3mm 5: 9.5mm 6: 13.0mm
7: 7.5mm 8: 8.0mm 9: 8.5mm
10: 12.0mm 11: 12.5mm 12: 17.0mm
13: 7.8mm 14: 9.0mm 15: 10.0mm
16: 11.0mm 17: 6.0mm 18: 15.0mm
19: 14.0mm
- Size
1: 6mm*6mm



Recommend PCB layout
Tolerance ±0.05



GENERAL TOLERANCE		ANGLE TOLERANCE		PROJECTION	TITLE
X.	±0.60	X.	±5°		TACT SWITCH DIP TYPE 6mmX6mm
.X	±0.38	.X	±3°	mm	
.XX	±0.25	.XX	±2°	A4	SHEET SIZE
DRAWING TYPE		CUSTOMER		SERIES	DS1041-01 SERIES
SCALE		SHEET		DRAWING NO.	
1:1		2 OF 2		C-DS1041-01-1XXXXXX-C	

晨翔电子有限公司
CONNFLY CONNLY ELECTRONIC CO. LTD