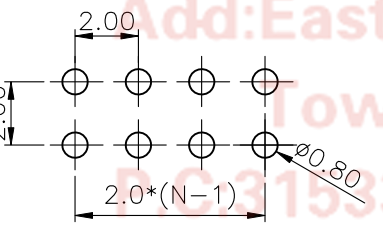
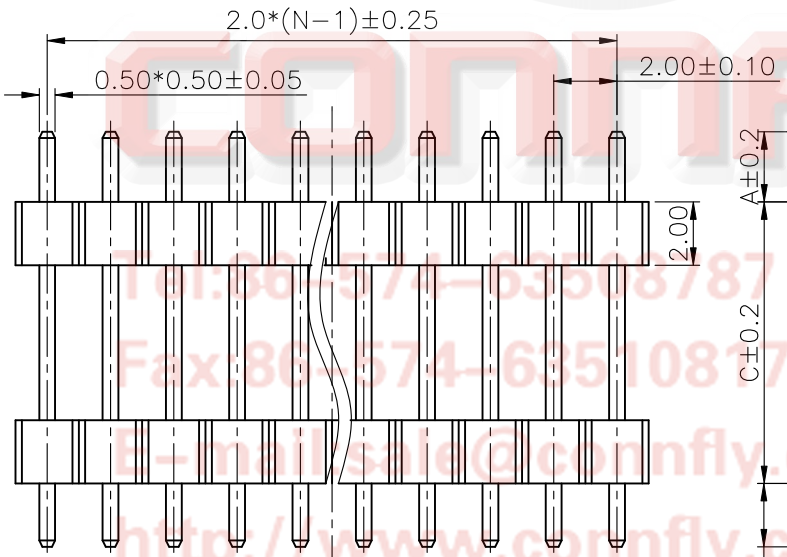
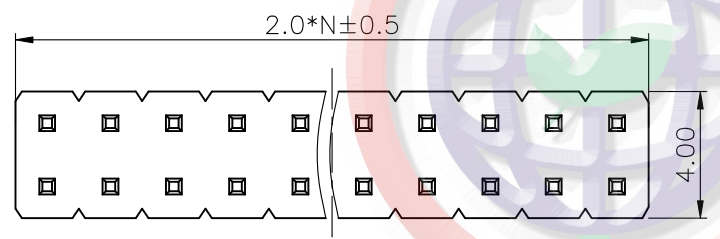


REV.	DESCRIPTION	DRAWN	CHECKED	APPROVED
A	NEW RELEASE	LJH 04/13/06'	~~~~~	LJC 04/13/06'
B	ADD TABLE A	LJH 04/05/06'	~~~~~	LJC 04/05/06'
C	ADD DIM	LL 07/01/06'	~~~~~	LL 07/01/06'
E	ADD DIM	JLZ 12/23/14'	~~~~~	

N:HALF OF CONTACTS

TABLE A:

TYPE	Dimension		
	A	C	B
1	3.20	9.60	2.20
2	4.00	5.70	2.80
3	3.00	22.00	3.00
4	6.00	10.40	3.00
5	3.20	9.60	2.20
6	3.20	15.75	2.20
7	4.00	9.00	3.00
8	3.60	7.50	2.50
9	4.60	8.20	3.60
10	3.50	13.50	3.00
11	3.50	21.40	2.80
12	3.70	21.70	3.70
13	6.00	12.00	3.00
14	3.50	6.00	2.50
15	6.50	8.50	3.00
16	4.25	19.70	4.30
17			
18			
19			
20			
21			
22			
23			
24			
25			
26			
27			
28			
29			
30			
31			
32			
33			
34			
35			




- NOTES:
- MATERIAL
 - INSULATOR:THERMOPLASTIC(UL94 V-0).
 - CONTACT MATERIAL:COPPER ALLOY.
 - SPECIFICATION
 - CURRENT RATING:1.5 Amp.
 - INSULATION RESISTANCE:1000MΩ Min.
 - DIELECTRIC WITHSTANDING:600VAC.
 - CONTACT RESISTANCE:50mΩ Max.
 - OPERATING TEMPERATURE:-40°C TO+105°C.
 - PART NUMBER: DS1030-02
 - PRODUCT NUMBER CODE: DS1030-02 - X X X X X X X X - X

- PLATING LEVEL (FOR GOLD ONLY)
B: LEVEL B
- DIM.A B C TYPE
1: TYPE 1
2: TYPE 2
- BEND TYPE
A: V1 TYPE
B: V2 TYPE
- MOUNTING TYPE
V: VERTICAL TYPE
- HOUSING COLOR
B:BLACK
- CONNECTOR PLATING
8: FULL GOLD FLASH
6: TIN
- CONECT TYPE
P:PLUG
- No.OF CONTACTS
2*1-2*40

GENERAL TOLERANCE		ANGLE TOLERANCE	
X.	±0.60	X.	±5°
.X	±0.38	.X	±3°
.XX	±0.25	.XX	±2°

DRAWING TYPE	CUSTOMER		
SCALE	1:1	SHEET	1 OF 1
DRAWING NO.	C-DS1030-02-XXXXXXX-X-E		

PROJECTION	TITLE
UNITS	DUAL ROW STRAIGHT
SHEET SIZE	SERIES DS1030-02 SERIES


晨翔电子有限公司
CONNFLY CONNFLY ELECTRONIC CO. LTD