
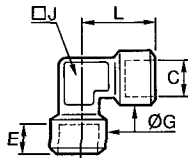


# adaptors

## 0143 female BSP parallel threaded elbow




sand blasted stamped brass

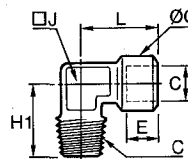


C		E	G	J	L	Δkg
1/8	0143 10 10	7,5	16,5	12	22,5	0,042
1/4	0143 13 13	11	18,5	15	26,5	0,055
3/8	0143 17 17	11,5	23,5	19	31,5	0,098
1/2	0143 21 21	15	28	23	35,5	0,158
3/4	0143 27 27	16,5	34	27	43,5	0,256

## 0144 male BSP taper stud elbow, female BSP parallel




sand blasted stamped brass

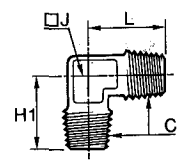


C		E	G	H1	J	L	Δkg
1/8	0144 10 10	7,5	16,5	23	12	22,5	0,033
1/4	0144 13 13	11	18,5	26	15	26,5	0,050
3/8	0144 17 17	11,5	23,5	30	19	31,5	0,085
1/2	0144 21 21	15	28	35	23	34,5	0,138
3/4	0144 27 27	16,5	34	40	27	43,5	0,229

## 0152 equal elbow, male BSP taper




sand blasted stamped brass

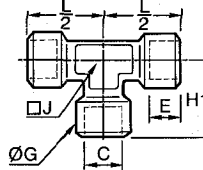


C				H1	J	L	Δkg
1/8	0152 10 10			19,5	10	19,5	0,018
1/4	0152 13 13			25	15	25	0,045
3/8	0152 17 17			26,5	15	26,5	0,056
1/2	0152 21 21			31,5	19	31,5	0,087
3/4	0152 27 27			35,5	23	35,5	0,153

## 0145 equal female tee, BSP parallel




sand blasted stamped brass

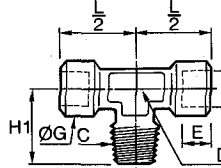


C		E	G	H1	J	L/2	Δkg
1/8	0145 10 10	7,5	16,5	22,5	12	22,5	0,051
1/4	0145 13 13	11	18,5	26,5	15	26,5	0,074
3/8	0145 17 17	11,5	23,5	31	19	31	0,147
1/2	0145 21 21	15	28	38	23	38	0,231
3/4	0145 27 27	16,5	34	47,5	27	47,5	0,381

## 0158 female BSP parallel tee, stud BSP taper




sand blasted stamped brass

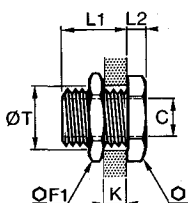


C		E	G	H1	J	L/2	Δkg
1/8	0158 10 10	7,5	16,5	21,5	12	21,5	0,045
1/4	0158 13 13	11	18,5	26	15	26	0,071
3/8	0158 17 17	11,5	23,5	30	19	30	0,118
1/2	0158 21 21	15	28	36	23	36	0,203
3/4	0158 27 27	16,5	34	44	27	44	0,320

## 0117 bulkhead fitting BSP parallel



brass



C		F	F1	K maxi	L1	L2	T mini	Δkg
M5	0117 00 19	14	14	7	10,5	3,5	10,5	0,013
1/8	0117 00 10	19	22	9	14	4	16,5	0,033
1/4	0117 00 13	24	27	15	21	4	20,5	0,057
3/8	0117 00 17	30	32	14	21	5	26,5	0,096
1/2	0117 00 21	32	36	20	27	6	28,5	0,117
3/4	0117 00 27	41	41	22,5	30	6	34,5	0,162
1"	0117 00 34	46	50	24,5	34	8	42,5	0,270
1"1/4	0117 00 42	55	55	29,5	39	8	49,5	0,300
1"1/2	0117 00 49	60	60	29,5	39	8	54,5	0,306