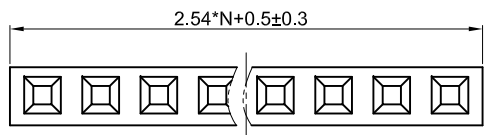


The information provided herein is from CONNFLY Electronic Co., Ltd. and is confidential. Any disclosure to a party other than the recipient is prohibited. The intellectual properties and its rights of CONNFLY Electronic Co., Ltd. are reserved. All rights reserved. Any modification is strictly prohibited without prior written consent from CONNFLY. All intellectual properties provided herein are for reference purposes only and does not constitute authorization of its use in any format or manner. CONNFLY may enforce its intellectual property rights at its own discretion; failures or delays to exercise such rights does not constitute a waiver of such rights.

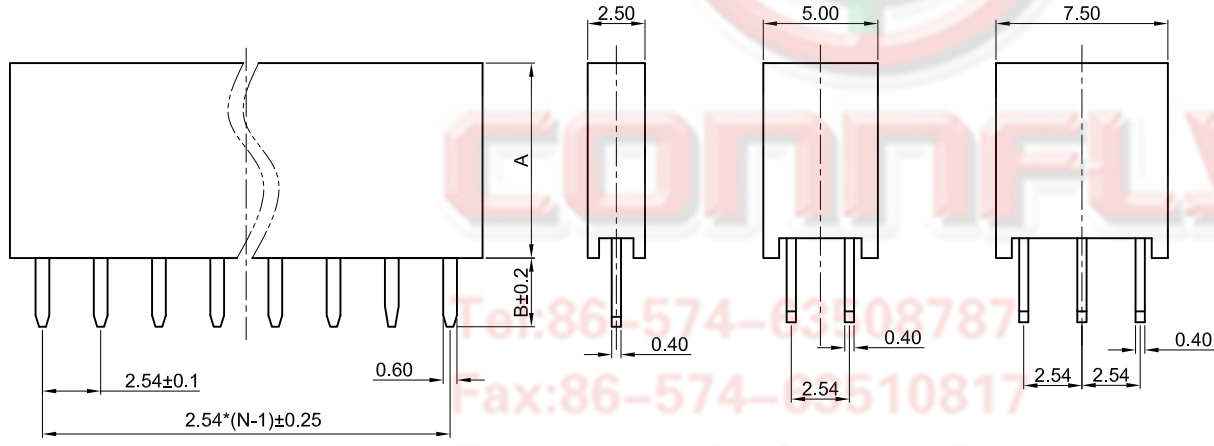
1 2 3 4 5 6 7 8

REV.	DESCRIPTION	DRAWN	CHECKED	APPROVED
A	NEW RELEASE	YCH 10/22/09'		LJC 10/22/09'
B	DRAWING UPDATE	JLZ 02/10/15'	HZW 02/10/15'	LJC 02/10/15'
C	DRAWING UPDATE	JLZ 12/26/18'		

- Notes:
- Specifications:
- Contact Resistance: 20mΩ Max.
 - Insulation Resistance: 1000MΩ Min.
 - Dielectric Withstanding Voltage: 600V AC(rms) For 1 Minute.
 - Current Rating:3A.
 - Voltage Rating:250V AC rms.
 - Temperature: -40°C~+105°C.
- Materials:
- Contact Material: Copper Alloy.
 - Contact Plating: Gold Plating Over Nickel.
 - Insulator Materials: PBT,Black,UL94-V0.
- Product Number Code:

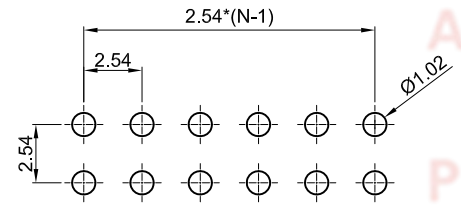


DIM A	DIM B
8.5	3.0
5.0	3.3



- DS1023- X X X X
- PROFILE HEIGHT(DIM A)
1: 8.5mm
2: 5.0mm
 - CONTACT PLATING
F1: FULL GOLD FLASH
2: NICKEL + GOLD FLASH
 - MOUNTING TYPE
S: Straight TYPE
 - No. OF CONTACTS
1x2-1x40
2x2-2x40
3x3-3x40

Single row N=No. OF CONTACTS
 Double row N=No. OF CONTACTS/2
 Triplex row N=No. OF CONTACTS/3



RECOMMEND PCB LAYOUT
(TOLERANCE=±0.05)

GENERAL TOLERANCE		ANGLE TOLERANCE	
X.	±0.60	X.	±5°
.X	±0.38	.X	±3°
.XX	±0.25	.XX	±2°

PROJECTION		TITLE	2.54mm Female Header
UNITS	mm		V/T Type
SHEET SIZE	A4	SERIES	DS1023 SERIES

DRAWING TYPE	CUSTOMER		
SCALE	1:1	SHEET	1 OF 1
DRAWING NO.	C-DS1023-XXXX-C		

晨翔电子有限公司
CONNFLY CONNFLY ELECTRONIC CO. LTD

1 2 3 4 5 6 7 8