

## PCB terminal block - SPT-SMD 1,5/ 2-V-3,5 R24 - 1824080

Please be informed that the data shown in this PDF Document is generated from our Online Catalog. Please find the complete data in the user's documentation. Our General Terms of Use for Downloads are valid (<http://phoenixcontact.com/download>)

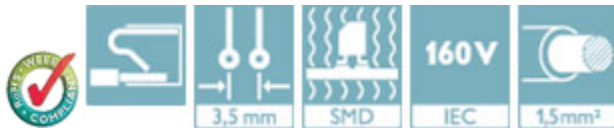
PCB terminal block, Nominal current: 13.5 A, Nom. voltage: 160 V, Pitch: 3.5 mm, Number of positions: 2, Connection method: Push-in spring connection, Mounting: SMD soldering, Conductor/PCB connection direction: 90 °, Color: black, Sample values available under SAMPLE SPT...



The illustration shows the 10-position version

### Product Features

- Time saving push-in connection, tools not required
- Defined contact force ensures that contact remains stable over the long term
- Intuitive use through colour coded actuation lever
- Designed for integration into the SMT soldering process
- Operation and conductor connection from one direction enable integration into front of device
- Quick and convenient testing using integrated test option
- Two soldering spots per position reduce the mechanical strain on the soldering spots



### Key Commercial Data

Packing unit	1 pc
Minimum order quantity	200 pc
Weight per Piece (excluding packing)	3.0 g
Custom tariff number	85369010
Country of origin	Germany

### Technical data

#### Dimensions

Length	7.7 mm
Pitch	3.50 mm
Dimension a	3.5 mm
Width	7.5 mm

# PCB terminal block - SPT-SMD 1,5/ 2-V-3,5 R24 - 1824080

## Technical data

### Dimensions

Height	13.6 mm
Pin dimensions	0,7 x 0,3
Pin spacing	7 mm
Hole diameter	1.1 mm

### General

Range of articles	SPT 1,5/...-V-SMD
Insulating material group	IIIa
Rated surge voltage (III/3)	2.5 kV
Rated surge voltage (III/2)	2.5 kV
Rated surge voltage (II/2)	2.5 kV
Rated voltage (III/3)	160 V
Rated voltage (III/2)	160 V
Rated voltage (II/2)	320 V
Connection in acc. with standard	EN-VDE
Nominal current $I_N$	13.5 A
Nominal cross section	1.5 mm <sup>2</sup>
Insulating material	LCP
Solder pin surface	Sn
Flammability rating according to UL 94	V0
Stripping length	8 mm
Number of positions	2

### Connection data

Conductor cross section solid min.	0.2 mm <sup>2</sup>
Conductor cross section solid max.	1.5 mm <sup>2</sup>
Conductor cross section flexible min.	0.2 mm <sup>2</sup>
Conductor cross section flexible max.	1.5 mm <sup>2</sup>
Conductor cross section flexible, with ferrule without plastic sleeve min.	0.2 mm <sup>2</sup>
Conductor cross section flexible, with ferrule without plastic sleeve max.	1.5 mm <sup>2</sup>
Conductor cross section flexible, with ferrule with plastic sleeve min.	0.2 mm <sup>2</sup>
Conductor cross section flexible, with ferrule with plastic sleeve max.	0.75 mm <sup>2</sup>
Conductor cross section AWG min.	24
Conductor cross section AWG max.	16

### Standards and Regulations

Connection in acc. with standard	EN-VDE
Flammability rating according to UL 94	V0

# PCB terminal block - SPT-SMD 1,5/ 2-V-3,5 R24 - 1824080

## Classifications

### eCl@ss

eCl@ss 4.0	27141111
eCl@ss 4.1	27141109
eCl@ss 5.0	27141190
eCl@ss 5.1	27141190
eCl@ss 6.0	27261101
eCl@ss 7.0	27440401
eCl@ss 8.0	27440401
eCl@ss 9.0	27440401

### ETIM

ETIM 3.0	EC001121
ETIM 4.0	EC002643
ETIM 5.0	EC002643

### UNSPSC

UNSPSC 6.01	30211801
UNSPSC 7.0901	39121432
UNSPSC 11	39121432
UNSPSC 12.01	39121432
UNSPSC 13.2	39121432

## Approvals

### Approvals

---

#### Approvals

UL Recognized / cUL Recognized / EAC / cULus Recognized

---

#### Ex Approvals

---

Approvals submitted

---

### Approval details

# PCB terminal block - SPT-SMD 1,5/ 2-V-3,5 R24 - 1824080

## Approvals

UL Recognized		
	B	D
mm <sup>2</sup> /AWG/kcmil	24-16	24-16
Nominal current I <sub>N</sub>	10 A	10 A
Nominal voltage U <sub>N</sub>	300 V	300 V

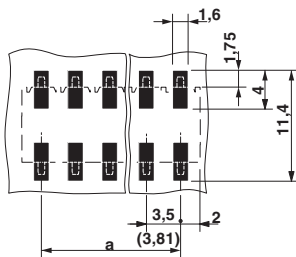
cUL Recognized		
	B	D
mm <sup>2</sup> /AWG/kcmil	24-16	24-16
Nominal current I <sub>N</sub>	10 A	10 A
Nominal voltage U <sub>N</sub>	300 V	300 V

EAC

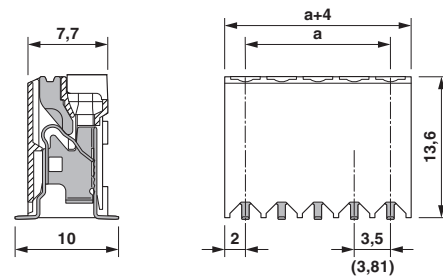
cULus Recognized

## Drawings

Drilling diagram

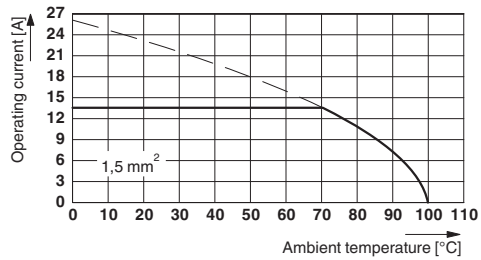


Dimensional drawing



## PCB terminal block - SPT-SMD 1,5/ 2-V-3,5 R24 - 1824080

Diagram



Type: SPT-SMD 1,5/...-V-3,5(3,81) R..

Tested in accordance with DIN EN 60512-5-2:2003-01

Reduction factor = 1

Number of positions: 5