

Compact type with 0.7mm body height



■ Typical Specifications

Items		Specifications
Rating (max.)/(min.) (Resistive load)		10mA 5V DC / 50μA 3V DC
Contact resistance (Initial performance / After lifetime)		300mΩ max. / 500mΩ max.
Operating force		1.5±1N
Operating life	Without load	10,000 cycles
	With load	10,000 cycles (10mA 5V DC)

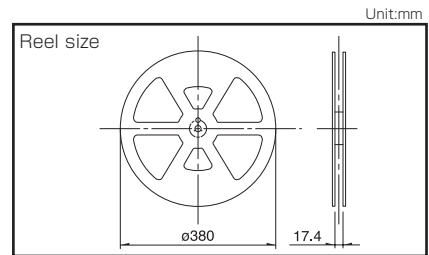
■ Product Line

Travel (mm)	Operating section directions	Poles	Positions	Changeover timing	Soldering	Location lug	Minimum order unit (pcs.)		Products No.	Drawing No.
							Japan	Export		
1.4	Horizontal	1	2	Not specified	Reflow	With	5,000	20,000	<b>SSAJ110100</b>	1
						Without			<b>SSAJ120100</b>	2

■ Packing Specifications

Taping

Number of packages (pcs.)			Tape width (mm)	Export package measurements (mm)
1 reel	1 case /Japan	1 case /export packing		
5,000	10,000	20,000	16	417×409×139



Detector

Slide

Push

Rotary

Power

Dual-In-line  
Package Type

Small size  
General Use Type

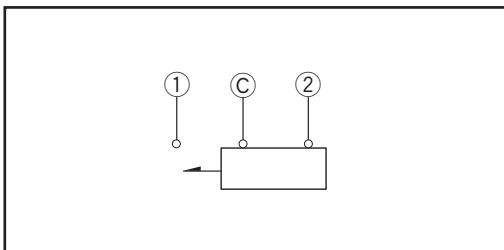
Big size  
General Use Type

■ Dimensions

Unit:mm













No.	Style	PC board mounting hole and land dimensions (Viewed from the direction A)
1		
2		

■ Circuit Diagram (Viewed from Direction A)



# Slide Switches

## List of Varieties

Series		SSAJ	SSAH	SSSS8※	SSAL	SSAG	SSSS7	
Photo								
Actuator direction	Horizontal	●	●	●	●	●	●	
	Vertical	—	—	●	—	—	—	
Poles-positions	1-2	●	—	●	●	—	●	
	1-3	—	●	●	—	●	●	
	1-4	—	—	—	—	—	—	
	2-2	—	—	●	—	—	—	
	2-3	—	—	●	—	—	—	
	2-4	—	—	—	—	—	—	
	4-2	—	—	—	—	—	—	
Travel (mm)		1.4	1.5	1.5, 2	2	1.5	2	
Operating temperature range		-10°C to +60°C	-30°C to +60°C	-40°C to +85°C	-10°C to +60°C		-40°C to +85°C	
Automotive use		—	—	—	—	—	—	
Life cycle								
Rating (max.) (Resistive load)		10mA 5V DC	1mA 5V DC	0.3A 5V DC	10mA 5V DC		0.3A 4V DC	
Rating (min.) (Resistive load)		50μA 3V DC						
Durability	Operating life without load	10,000 cycles 500mΩ max.	10,000 cycles 300mΩ max.	10,000 cycles 100mΩ max.	100,000 cycles 10Ω max.	30,000 cycles (Lock side) 100,000 cycles (Recoil side) 500mΩ max.	10,000 cycles 100mΩ max.	
	Operating life with load Load: as rating			10,000 cycles 130mΩ max.				10,000 cycles 130mΩ max.
Electrical performance	Initial contact resistance	300mΩ max.	200mΩ max.	70mΩ max.	10Ω max.	200mΩ max.	70mΩ max.	
	Insulation resistance	100MΩ min. 100V DC					100MΩ min. 500V DC	
	Voltage proof	100V AC for 1minute					500V AC for 1minute	
Mechanical performance	Terminal strength	3N for 1minute						
	Actuator strength	Operating direction	10N					
Pulling direction								
Environmental performance	Cold	-40°C 96h		-40°C 500h	-40°C 96h		-20°C 500h	
	Dry heat	85°C 96h		85°C 500h	85°C 96h		85°C 500h	
	Damp heat	40°C, 90 to 95%RH 96h	60°C, 90 to 95%RH 240h	60°C, 90 to 95%RH 500h	40°C, 90 to 95%RH 96h		60°C, 90 to 95%RH 500h	
Page		75	77	79	82	84	87	

Slide Switches Soldering Conditions	111
Slide Switches Cautions	112

### Notes

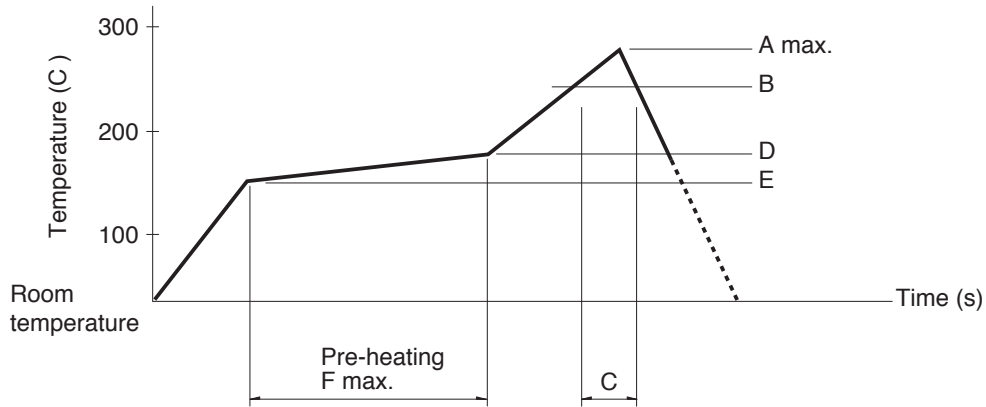
- ※ The operating temperature range for automotive applications can be raised upon request. Please contact us for details.
- Indicates applicability to all products in the series.

Detector  
Slide  
Push  
Rotary  
Power  
Dual-In-line Package Type  
Small size General Use Type  
Big size General Use Type

# Slide Switches Soldering Conditions

## Example of Reflow Soldering Condition

1. Heating method: Double heating method with infrared heater.
2. Temperature measurement: Thermocouple  $\phi$  0.1 to 0.2 CA (K) or CC (T) at soldering portion (copper foil surface).  
A heat resisting tape should be used for fixed measurement.
3. Temperature profile



Series (Reflow type)		A (°C) 3s max.	B (°C)	C (s)	D (°C)	E (°C)	F (s)
SSSS2	Vertical 1-pole, 3-position	260	230	40	180	150	120
	Horizontal 1-pole, 2-position 1-pole, 3-position 2-pole, 3-position						
	Vertical 1-pole, 2-position	250					
SSSS7		260					
SSAH, SSAG, SSAJ, SSAL, SSSS8		260					

## Notes

1. The condition mentioned above is the temperature on the mounting surface of a PC board. There are cases where the PC board's temperature greatly differs from that of the switch, depending on the PC board's material, size, thickness, etc. The above-stated conditions shall also apply to switch surface temperatures.
2. Soldering conditions differ depending on reflow soldering machines. Prior verification of soldering condition is highly recommended.

## Reference for Hand Soldering

Series	Soldering temperature	Soldering time
SSSF, SSSU	350±10°C	3+1/0s
SSSS2	350±10°C	4s max.
SSSS9	350±10°C	3s max.
SSAH, SSAG, SSAJ, SSAL	350±5°C	3s max.
SSSS8	330±5°C	3s max.
SSSS7	320±5°C	3s max.
SSAC	300±10°C	2s max.

## Reference for Dip Soldering

(For PC board terminal types)

Series	Items		Dip soldering	
	Preheating temperature	Preheating time	Soldering temperature	Duration of immersion
SSSS2	100°C max.	60s max.	260±5°C	3±1s
SSSS9	120°C max.	60s max.	260±5°C	5+0/-1s (2 times)
SSSF, SSSU	100°C max.	60s max.	260±5°C	10±1s/5±1s
SSAC	100°C max.	60s max.	260±5°C	5±1s