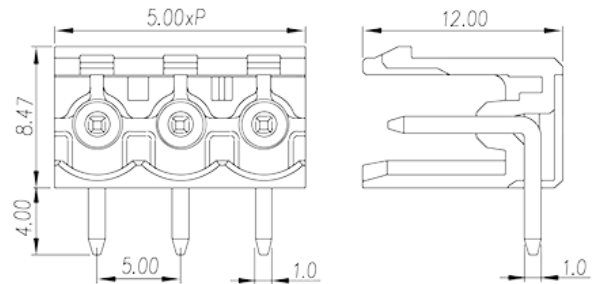



# 5EHDR-XXP

PCB Terminal Blocks > PCB Connector-Socket

Date:2018-12-25Version:V1



The web catalog is for reference only. Dinkle remains the right of product modification and engineering change of the design. The final product is made according to engineering drawing.

## Product Description

Pitch: 5.00 mm , 300V, 15A

## General information

Short description	PCB connector Socket , Wave soldering
Category	PCB connector Socket
Pitch (mm)	5.00
Color	Green(default)
Type of locking	Without
Soldering method	Wave soldering
Length (mm)	5.00xP
Width (mm)	12.00
Height (mm)	8.32
Pin demensions (Thickness x Width)(mm)	1.0X1.0
PCB hole diameter (mm)	1.6~1.7
Number of positions	02~24
Level	Single level

## Material information

Insulation material	PA66
---------------------	------

Insulation material group	I
Flame retardant rating , compliant with UL94	V0
Conductor material	Copper Alloy
Plating of conductor surface	Tinned

### Connection data-IEC

Rated current (A)	18
Rated voltage (II/2)(V)	600
Rated voltage (III/2) (V)	320
Rated voltage (III/3)(V)	250
Rated impulse voltage (II/2)(KV)	4
Rated impulse voltage (III/2)(KV)	4
Rated impulse voltage (III/3)(KV)	4

### Connection data-UL

Rated voltage (UL/CUL Group B)(V)	300
Rated current (UL/CUL Group B)(A)	15
Rated voltage (UL/CUL Group D)(V)	300
Rated current (UL/CUL Group D)(A)	10

### Environment & Safety

Finger protection (YES or NO)	YES
Operating temperature. max (°C)	115
Operating temperature. min (°C)	-40

### UL Recognized

Rated voltage (Group B)(V)	300
Rated current (Group B)(A)	15
Rated current (Group C)(A)	300
Wire Range (Group D)(AWG)	10

### CUL Recognized

Rated voltage (Group B)(V)	300
Rated current (Group B)(A)	15
Rated current (Group C)(A)	300

Wire Ranget (Group D)(AWG)	10
----------------------------	----

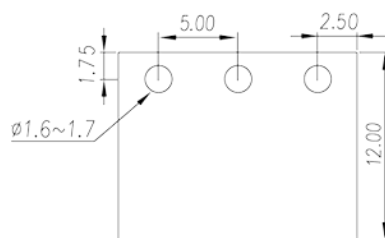
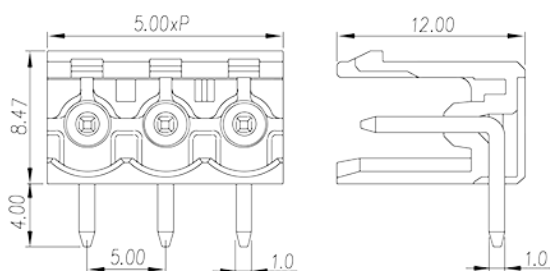
### CSA

Rated voltage (V)	300
Rated current (A)	15

### VDE Approval

Rated voltage (V)	600
Rated current (A)	18

### Drawings



### Approvals

