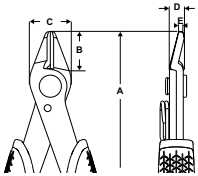




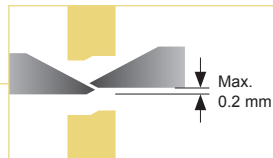
## 6152 Tapered Shear Cutters | Accu Shear

The **EDGE Tapered Shear Cutters 6152** are the ultimate cutting tool for executing **precise cuts**, designed by experts for working with the finest and most precious materials. The by-pass cutting technology produces an extremely clean, flush cut of the workpiece, thanks to controlled, fractional misalignment of the induction-hardened cutting blades.

- **Perfect for** jewellery, watchmaking, fine mechanics, radio technicians, industrial electricians, mechatronics engineers and electronics engineers.
- **By-pass cutting action** mitigates the impact on the workpiece (Cu max.  $\varnothing$ 1.6 mm; Fe max.  $\varnothing$ 1 mm) to deliver a precise, flush cut.
- **Flush EDGE:** Best for applications in which precision cuts are of paramount importance thanks to the controlled blade misalignment of less than 0.2 mm.



Part No.		A mm / in	B mm / in	C mm / in	D mm / in	E mm / in	 g
6152	Flush Edge	134 / 5.28	14 / 0.55	15 / 0.59	5.0 / 0.20	1.0 / 0.04	54.4



**Flush EDGE cut:** Expert shear cutting technology and a controlled edge misalignment of less than 0.2 mm to deliver a clean, smooth cut, on even the thinnest wires.

**High-performance alloy steel body** for excellent durability and long-lasting performance, with precision-ground cutting edges that are induction hardened at 63-65 HRC.

**Return spring and opening limiter** for smooth operation that help minimise hand fatigue.

**Suitable for cutting:**

- Copper wire
- Standard steel
- Plastics
- Glass fibre cables
- Cutting insulation
- Cables
- Ties
- Corded material of all types

**Bi-material** and ESD-safe dissipative handles that eliminate electrostatic build-up and permit a slow charge equalization.

