



GRF1-P-P-08-E-ST-TH1

GRF1-P-P-04-E-ST-TH1



GRF1-J-P-04-E-ST-TH1

GRF1-J-P-04-E-ST-TH1-E

GRF1-J, GRF1-P SERIES

(5.00 mm) .197"

50 Ω GANGED MICRO-MINI RF SYSTEMS

SPECIFICATIONS

For complete specifications and recommended PCB layouts see www.samtec.com?GRF1-J or www.samtec.com?GRF1-P

Shell Material:

Brass

Insulator Material:

PTFE

Contact Material:

BeCu

Pin Material:

Brass

Plating:

30 μm (0.76 μm) Au over 50 μm (1.27 μm) Ni

Current Rating (GRF1-J/GRF1-P):

Signals: 3.6 A per pin (8 adjacent pins powered)

Grounds: 6.2 A per pin (8 adjacent pins powered)

Operating Temp Range:

-40 °C to +90 °C

Impedance:

50 Ω

Dielectric

Withstanding Voltage:

500 Vrms, 50 Hz

Dielectric Working Voltage:

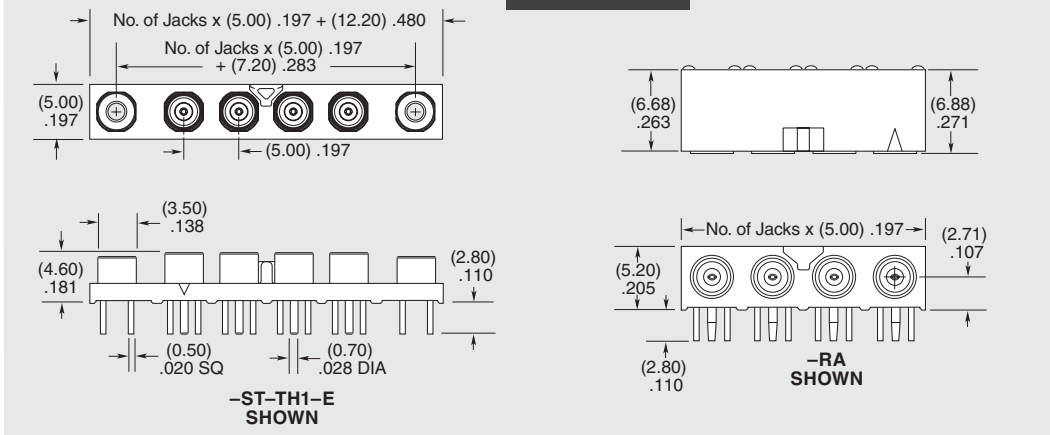
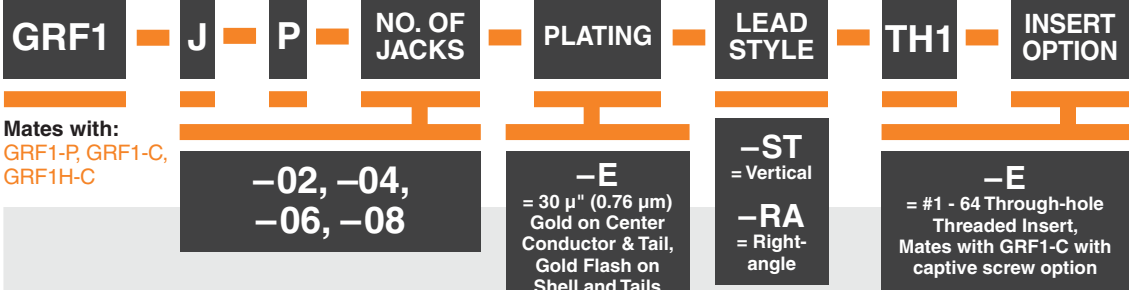
170 Vrms, 50 Hz

Frequency Range:

0-6 GHz

RoHS Compliant:

Yes



PROCESSING

Lead-Free Solderable:

Yes

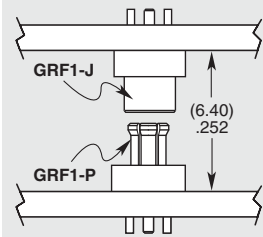
RECOGNITIONS

For complete scope of recognitions see www.samtec.com/quality



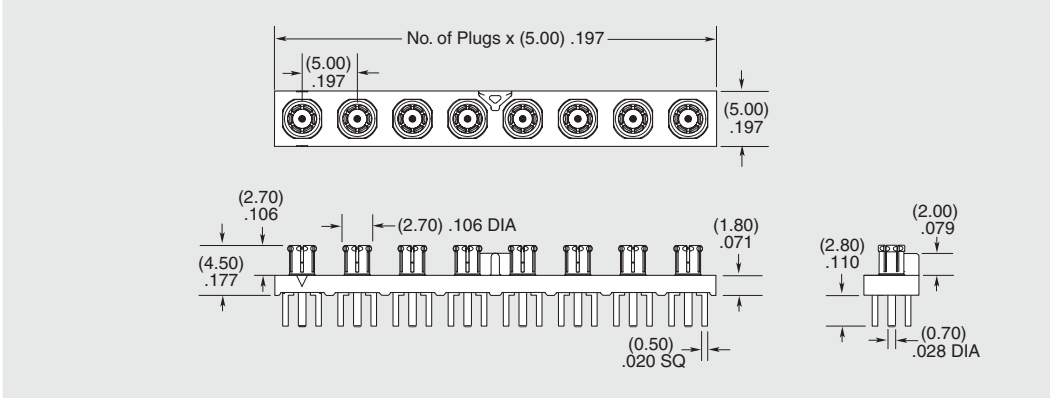
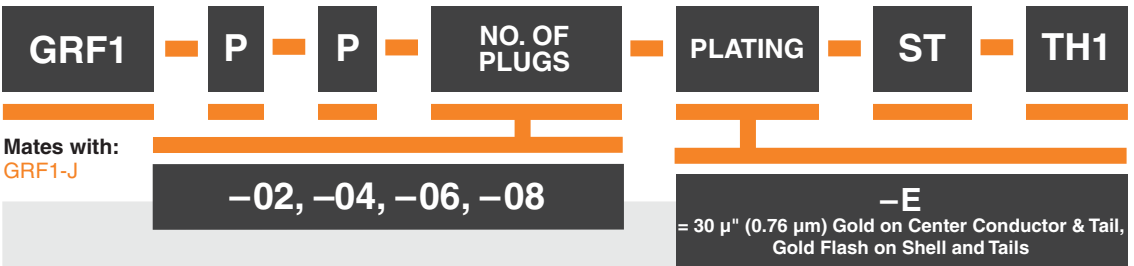
FILE NO. E111594

APPLICATION



OTHER SOLUTIONS

- Cable assembly (see GRF1-C Series)



Due to technical progress, all designs, specifications and components are subject to change without notice.

WWW.SAMTEC.COM

All parts within this catalog are built to Samtec's specifications.

Customer specific requirements must be approved by Samtec and identified in a Samtec customer-specific drawing to apply.