



Laird's Dual-Band TRA24/4900 Series of Phantom Antennas are ideal for WLAN and 4.9 GHz public safety applications. They operate simultaneously at 2.4 GHz and 4.9 GHz and are tough antennas for outdoor or indoor applications. Their revolutionary design measures only 2.3" in height and feature both vertical and horizontal polarization. This gives them the antenna diversity, frequency agility, low visibility, wide bandwidth and low angle radiation patterns that are superior to traditional gain antennas in most applications.

The industry standard NMO mounting socket mates with all of Laird's magnetic, trunk lid, and hole mounts. A threaded permanent stud mount model is also available for vandal-resistant mounting on brackets, panels, ceilings, or any other kind of housing.

## FEATURES AND BENEFITS

- Cross-polarization design ensures uninterrupted transmissions in urban canyons and rural drop-off areas
- Phantom outperforms a 3-dB whip in many applications
- U.S. Patent Nos. 5,977,931 – 6,292,156 and 7,209,096

### ELECTRICAL SPECIFICATIONS

	2400-2500	4900-5850
Operating Frequency (MHz)	2400-2500	4900-5850
Gain (dBi)	0.7	0.9
Elevation Beamwidth at Half -Power	30°	65°
Azimuth Beamwidth at Half-Power	130°	230°
VSWR – Max	2:1 (with 6 ft. of ATX195)	3:1 (without cable)
Nominal Impedance (Ohms)	50	
Max Power - Ambient 25°C (W)	100	
Polarization	Vertical	

### MECHANICAL SPECIFICATIONS

Dimensions – diameter x height – mm (inches)	36.5 x 58.4 (1.44 x 2.3)
Weight – kg (lbs.)	0.113 (0.25)
Cable Type	None
Connector	NMO or Permanent Mount w/ N Female Connector

### ENVIRONMENTAL SPECIFICATIONS

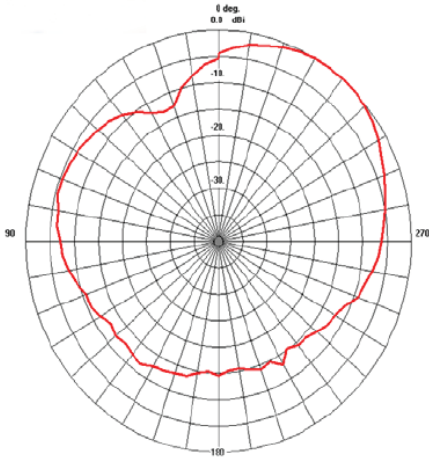
Operating Temperature – °C (°F)	-40 to +85°C (-40 to +185°F)
Material Substance Compliance	RoHS Compliant
Ingress Protection	IP67

### CONFIGURATION

PART NUMBER	DESCRIPTION
TRA24/49003	NMO Mount, White Radome
TRAB24/49003	NMO Mount, Black Radome
TRA24/49003P	P-Mount, White Radome
TRAB24/49003P	P-Mount, Black Radome

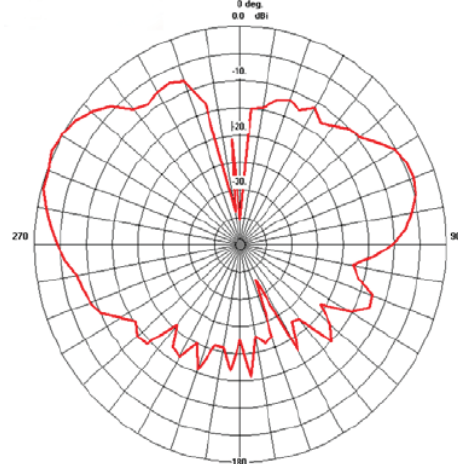
RADIATION PATTERNS

@ 0.2 dBi Gain



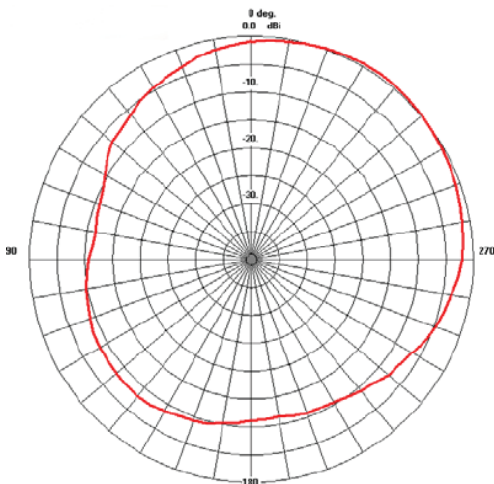
Max Gain: 0.2 dBi  
Average Gain: -5.9 dBi  
Max Angle: 325.0°

@ 0.6 dBi Gain



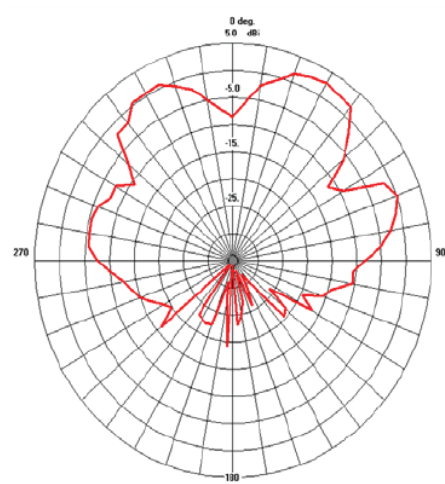
Max Gain: 0.6 dBi  
Average Gain: -7.6 dBi  
Max Angle: 295.0°

@ 0.7 dBi Gain



Max Gain: 0.7 dBi  
Average Gain: -3.9 dBi  
Max Angle: 325.0°

@ 2.9 dBi Gain



Max Gain: 0.7 dBi  
Average Gain: -3.9 dBi  
Max Angle: 325.0°



Laird warrants to the original end user customer of its products that its products are free from defects in material and workmanship. Subject to conditions and limitations Laird will, at its option, either repair or replace any part of its products that prove defective because of improper workmanship or materials. This limited warranty is in force for the useful lifetime of the original end product into which the Laird product is installed. Useful lifetime of the original end product may vary but is not to exceed five (5) years from the original date of the end product purchase.

Any information furnished by Laird Inc. and its agents is believed to be accurate and reliable. All specifications are subject to change without notice. Responsibility for the use and application of Laird materials rests with the end user, since Laird and its agents cannot be aware of all potential uses. Laird makes no warranties as to the fitness, merchantability or suitability of any Laird materials or products for any specific or general uses. Laird shall not be liable for incidental or consequential damages of any kind. All Laird products are sold pursuant to the Laird Terms and Conditions of sale in effect from time to time, a copy of which will be furnished upon request.

© Copyright 2019 Laird Inc. All Rights Reserved. Laird, Laird Technologies, the Laird Logo, and other marks are trademarks or registered trademarks of Laird Inc. or an affiliate company thereof. Other product or service names may be the property of third parties. Nothing herein provides a license under any Laird or any third party intellectual property rights.

sales@lairdconnect.com  
support@lairdconnect.com  
www.lairdconnect.com



# Mouser Electronics

Authorized Distributor

Click to View Pricing, Inventory, Delivery & Lifecycle Information:

[TE Connectivity:](#)

[TRAB24/49003](#) [TRAB24/49003P](#) [TRA24/49003P](#) [TRA24/49003](#)