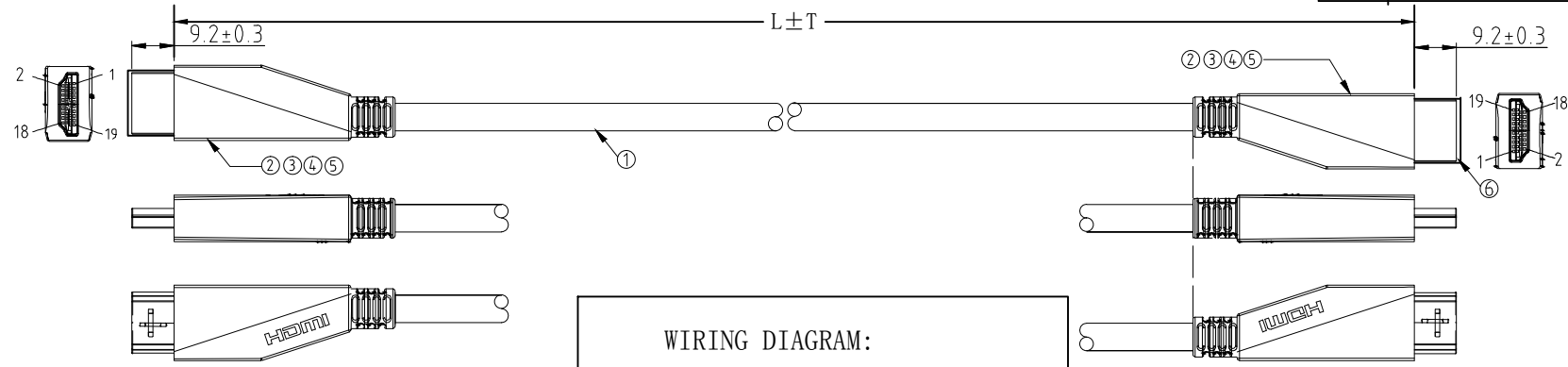
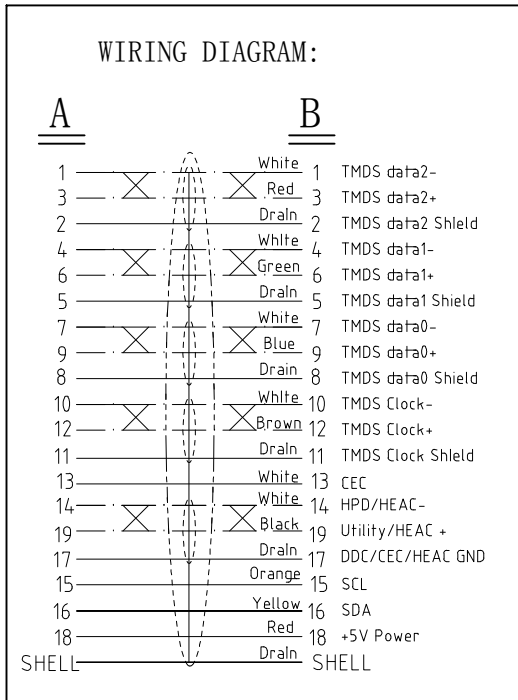
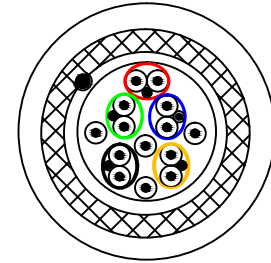


REV	Change record	Change the date
A/0	Initial issue	2020-07-13



A

WIRE DIAGRAM



B

NO.	Cable length (L)	Cable Tolerance (T)
1	1500mm	20mm
2	1800mm	20mm
3	3000mm	30mm

- Test Conditions:
- 100% open & short circuit test;
  - Insulation Resistance: 10Mohm (MIN);
  - Conduction Resistance: 5ohm (MAX) at 300V DC/0.01S .
  - Test requirement: 4K(3840\*2160)@60Hz

⑥	PROTECTIVE CASE: PE (polyethylene)	PCS	2
⑤	SHELL:ZINC ALLOY SHELL, SILVER	PCS	2
④	OVER MOLDING:45P PVC(Polyvinyl chloride),BLACK	g	N/A
③	INNER MOLDING:LD PE (polyethylene)	g	N/A
②	CONN:HDMI 19PIN MALE SOLDERING TYPE GOLD PLATED, INSULATION: RED	PCS	2
①	CABLE:HDMI2.0V (1P+DW+AL/MY)*5P+4C+ADB OD:7.3, PVC JACKET, BLACK	mm	L
NO.	The material content	unit	quantity

**VCOM** VCOM INTERNATIONAL LTD.

TITLE	HDMI A/M to A/M, 2.0V	CUSTOMER	EUE	UNIT	mm	PAGE: 1 of 1
PART NO.	AC-137	CUSTOMER NO.		SCALE		
PRODUCT NO.	CG577	REV:	A/0	DATE	2020-07-13	
APPROVED BY: XGS	CHECKED BY:	DRAWN BY: CT				