

Product Area Female cable connector, solder
M8 connectors

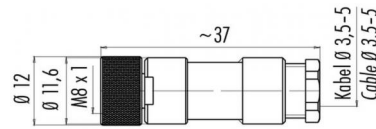
serie 768

Pole 3
Article number 99 3400 00 03

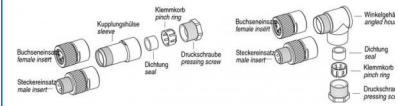
illustration



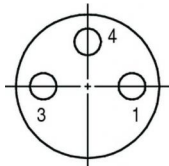
scale drawing



Item description



Contact Arrangement



| | X | Y |
|---|-------|------|
| 1 | 1,75 | 0,00 |
| 2 | - | - |
| 3 | -1,75 | 0,00 |
| 4 | 0,00 | 1,75 |

Installation instructions / Mounting cutout



| | Schraubklemmversion screw connection | Solder version |
|-----------------------|--------------------------------------|----------------|
| Maß A/mm measure A/mm | 4 | 3 |

Technical data

Common values

| | |
|--------------------------|------------------------|
| Connector Design | Female cable connector |
| Connector locking system | Screw-locking |
| Termination | solder |
| Wire gauge (mm) | 0,25 mm ² |
| Wire gauge (AWG) | 24 |
| Max. Cable outlet | 3,5 - 5 mm |
| Upper temperature | +85 °C |
| Lower temperature | -25 °C |

Material

| | |
|--------------------------|---------------|
| Material of contact | CuSn (bronze) |
| Contact plating | Au (gold) |
| Material of contact body | PA (UL 94 HB) |
| Material of housing | PBT/ PA |

Cable data

Contacts 3: Female cable pole connector, solder

Electrical values

| | |
|-----------------------|--------------------|
| Rated voltage | 60 V |
| Rated impulse voltage | 1500 V |
| Pollution degree | 3 |
| Overvoltage category | II |
| Material group | III |
| Rated current (40 °C) | 4 A |
| Volume resistivity | ≤ 3 mΩ |
| Degree of protection | IP 67 |
| Mechanical operation | >100 mating cycles |