



# 97×33 mm

## San Ace B97 9BMB type

### General Specifications

- Material ..... Frame: Plastic (Flammability: UL 94V-0), Impeller: Plastic (Flammability: UL 94V-0)
- Expected life ..... See the table below. (L10 life: 90% survival rate for continuous operation in free air at 60°C, rated voltage) Expected life at 40°C is for reference only.
- Motor protection function ..... Locked rotor burnout protection, Reverse polarity protection  
For details, please refer to p. 580.
- Dielectric strength ..... 50/60 Hz, 500 VAC, for 1 minute (between lead wire conductors and frame)
- Insulation resistance ..... 10 MΩ min. at 500 VDC (between lead wire conductors and frame)
- Sound pressure level (SPL) ..... A-weighted sound pressure level (SPL) at 1 m away from the air inlet.
- Storage temperature ..... -30 to +70°C (Non-condensing)
- Lead wire ..... ⊕Red ⊖Black (Sensor) Yellow (Control) Brown  
(For models without PWM control function, there is no speed control wiring.)
- Mass ..... 190 g

### Specifications

The models listed below **have pulse sensors with PWM control function.**


Model no.	Rated voltage [V]	Operating voltage range [V]	PWM duty cycle [%]	Rated current [A]	Rated input [W]	Rated speed [min <sup>-1</sup> ]	Max. airflow [m <sup>3</sup> /min] [CFM]	Max. static pressure [Pa] [inchH <sub>2</sub> O]	SPL [dB (A)]	Operating temperature [°C]	Expected life [h]
9BMB12P2K01	12	10.8 to 13.2	100	3.4	40.8	6850	1.61 56.8	1280 5.14	66	-20 to +70	40000/60°C (70000/40°C)
9BMB12P2G01			100	1.8	21.6	5750	1.34 47.3	760 3.05	61		
9BMB12P2S01			100	1.4	16.8	5250	1.22 43.1	610 2.45	59		
9BMB12P2H01	10.2 to 13.8	100	1.1	13.2	4850	1.11 39.2	490 1.968	57			
9BMB12P2F01			0.9	10.8	4500	1.04 36.7	410 1.64	56			
9BMB24P2K01			24	21.6 to 26.4	100	1.62	38.88	6850	1.61 56.8		
9BMB24P2G01	100	0.83			19.92	5750	1.34 47.3	760 3.05	61		
9BMB24P2S01	100	0.7			16.8	5250	1.22 43.1	610 2.45	59		
9BMB24P2H01	100	0.55			13.2	4850	1.11 39.2	490 1.968	57		
9BMB24P2F01	100	0.45			10.8	4500	1.04 36.7	410 1.64	56		
9BMB24P2F01	100	0.45			10.8	4500	1.04 36.7	410 1.64	56		

\* PWM frequency is 25 kHz. Models without ratings for 0% PWM duty cycle have zero speed at 0%. When control terminal is open, speed is the same as at 100% duty cycle.

The models listed below **have pulse sensors.**

Model no.	Rated voltage [V]	Operating voltage range [V]	Rated current [A]	Rated input [W]	Rated speed [min <sup>-1</sup> ]	Max. airflow [m <sup>3</sup> /min] [CFM]	Max. static pressure [Pa] [inchH <sub>2</sub> O]	SPL [dB (A)]	Operating temperature [°C]	Expected life [h]
9BMB12K201	12	7 to 13.2	3.4	40.8	6850	1.61 56.8	1280 5.14	66	-20 to +70	40000/60°C (70000/40°C)
9BMB12G201			1.8	21.6	5750	1.34 47.3	760 3.052	61		
9BMB12S201			1.4	16.8	5250	1.22 43.1	610 2.45	59		
9BMB12H201			1.1	13.2	4850	1.11 39.2	490 1.968	57		
9BMB12F201			0.9	10.8	4500	1.04 36.7	410 1.647	56		
9BMB24K201	24	21.6 to 26.4	1.62	38.88	6850	1.61 56.8	1280 5.14	66		
9BMB24G201			0.83	19.9	5750	1.34 47.3	760 3.052	61		
9BMB24S201			0.7	16.8	5250	1.22 43.1	610 2.45	59		
9BMB24H201			0.55	13.2	4850	1.11 39.2	490 1.968	57		
9BMB24F201			0.45	10.8	4500	1.04 36.7	410 1.647	56		
9BMB24F201			0.45	10.8	4500	1.04 36.7	410 1.647	56		

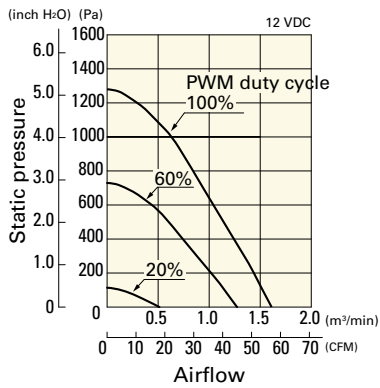
Note 1: Sensor and control options are available for selection. Refer to the table on p. 604.

Note 2: The  mark indicates Short Lead Time Service applicable models. See p. 630 for details.

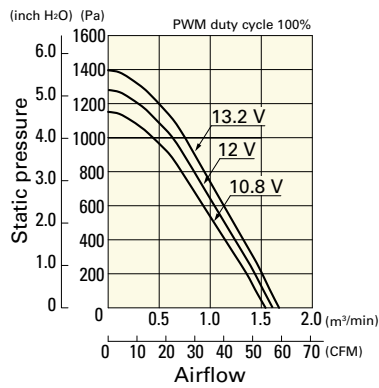
# Airflow - Static Pressure Characteristics / PWM Duty - Speed Characteristics Example

## 9BMB12P2K01 With pulse sensor with PWM control function

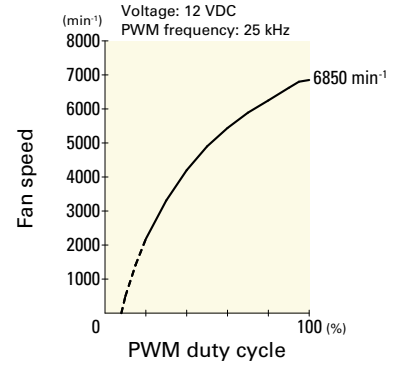
PWM duty cycle



Operating voltage range

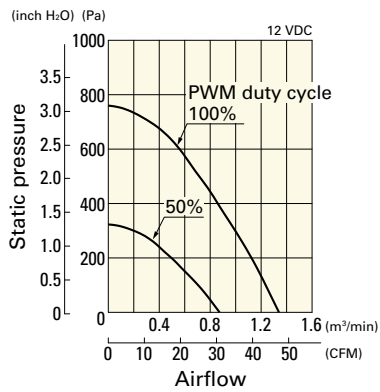


PWM duty - Speed characteristics example

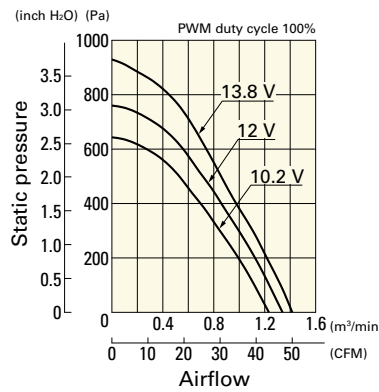


## 9BMB12P2G01 With pulse sensor with PWM control function

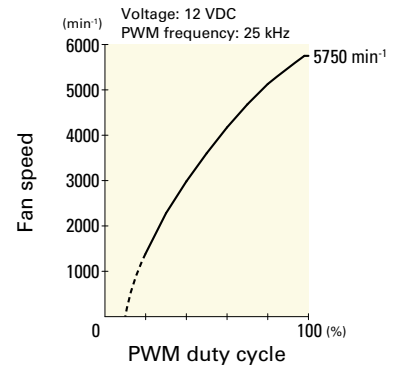
PWM duty cycle



Operating voltage range

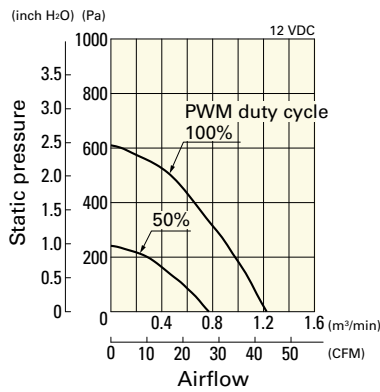


PWM duty - Speed characteristics example

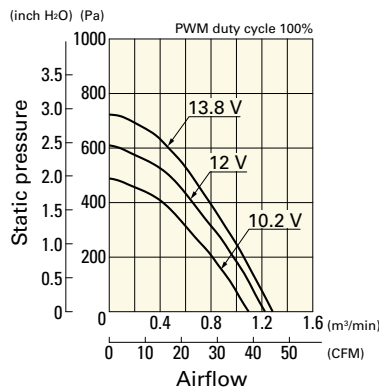


## 9BMB12P2S01 With pulse sensor with PWM control function

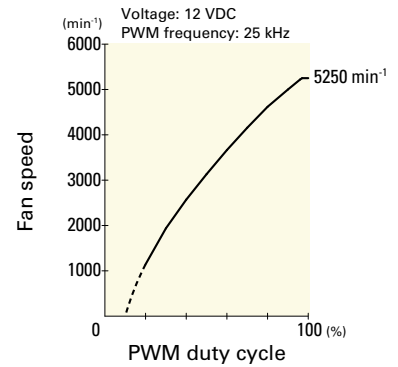
PWM duty cycle



Operating voltage range

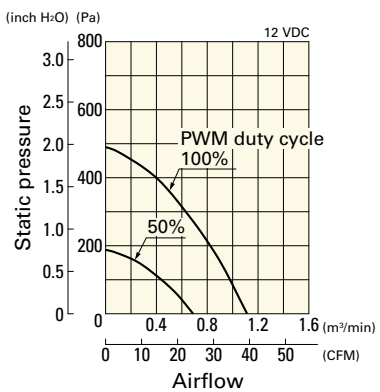


PWM duty - Speed characteristics example

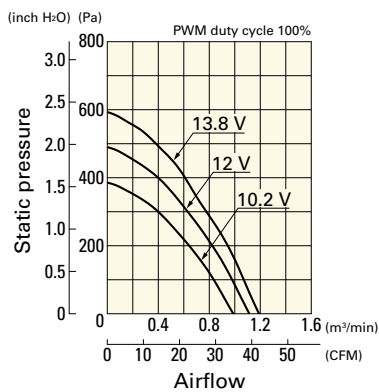


## 9BMB12P2H01 With pulse sensor with PWM control function

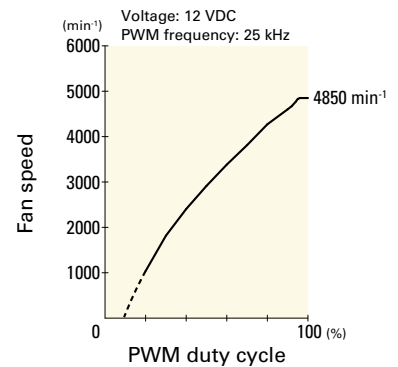
PWM duty cycle



Operating voltage range



PWM duty - Speed characteristics example

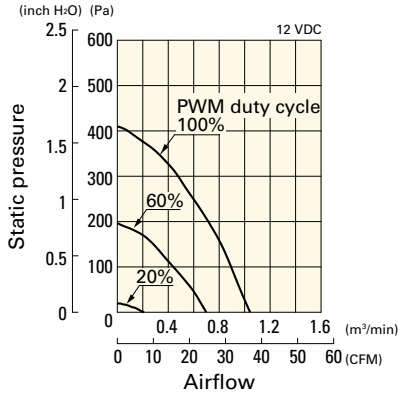


Blower 97 mm DC

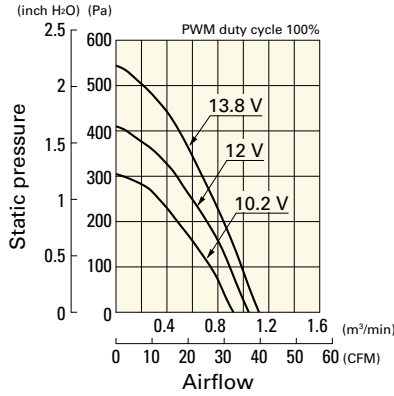
# Airflow - Static Pressure Characteristics / PWM Duty - Speed Characteristics Example

**9BMB12P2F01** With pulse sensor with PWM control function

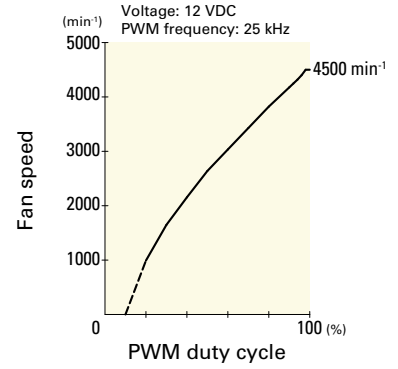
PWM duty cycle



Operating voltage range

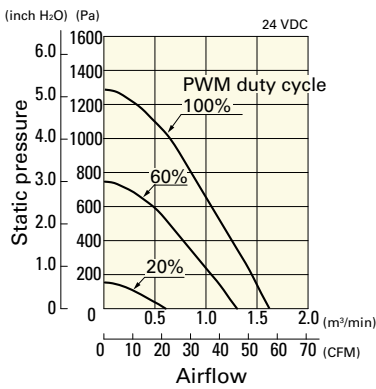


PWM duty - Speed characteristics example

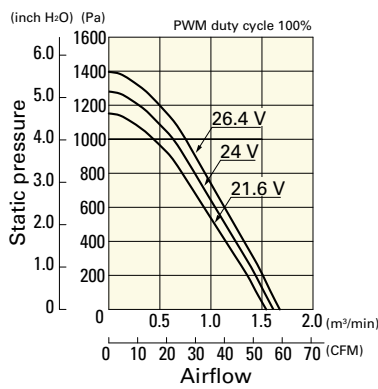


**9BMB24P2K01** With pulse sensor with PWM control function

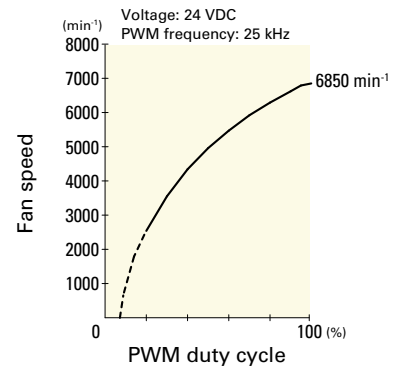
PWM duty cycle



Operating voltage range

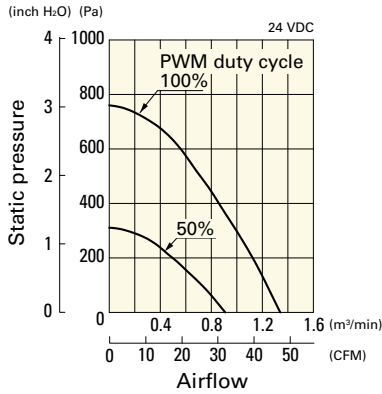


PWM duty - Speed characteristics example

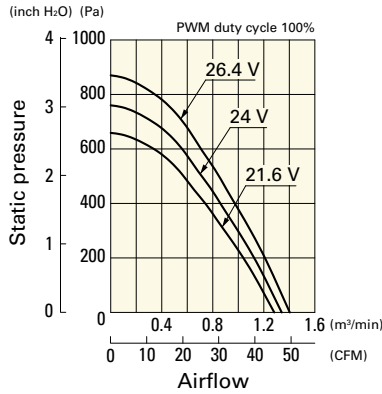


**9BMB24P2G01** With pulse sensor with PWM control function

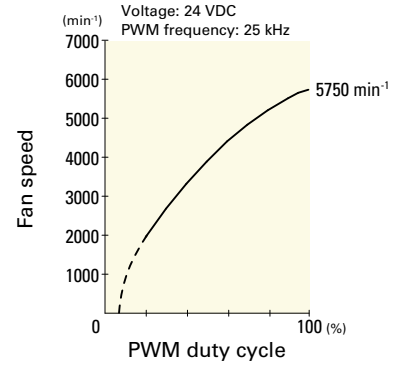
PWM duty cycle



Operating voltage range

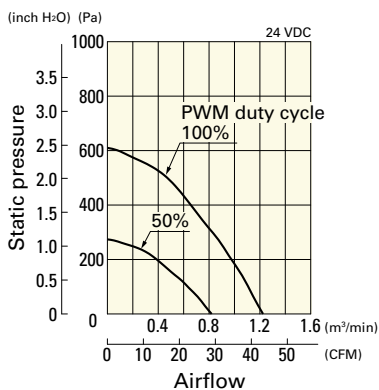


PWM duty - Speed characteristics example

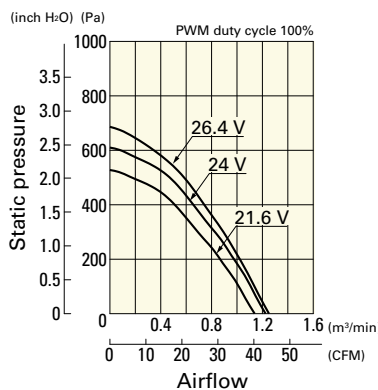


**9BMB24P2S01** With pulse sensor with PWM control function

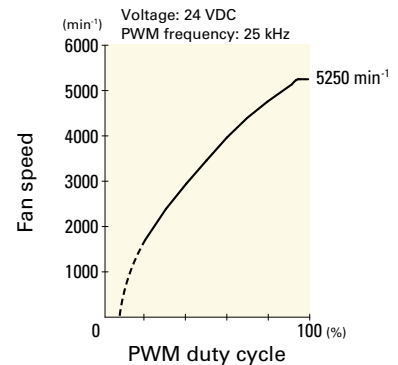
PWM duty cycle



Operating voltage range



PWM duty - Speed characteristics example

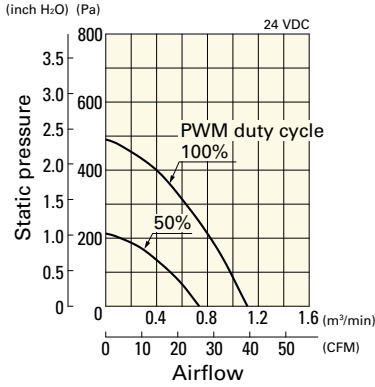


Blower 97 mm DC

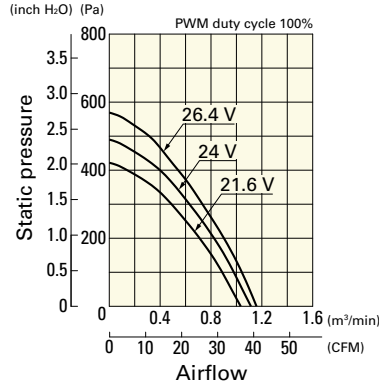
## Airflow - Static Pressure Characteristics / PWM Duty - Speed Characteristics Example

**9BMB24P2H01** With pulse sensor with PWM control function

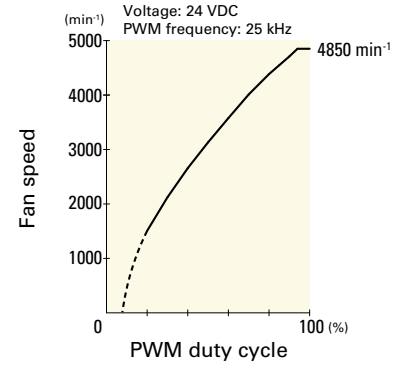
PWM duty cycle



Operating voltage range

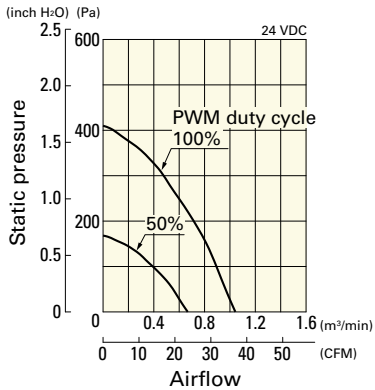


PWM duty - Speed characteristics example

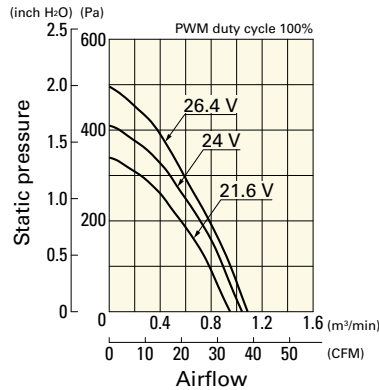


**9BMB24P2F01** With pulse sensor with PWM control function

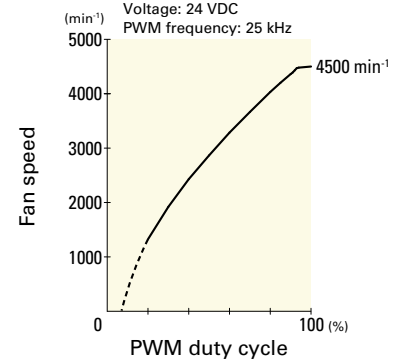
PWM duty cycle



Operating voltage range



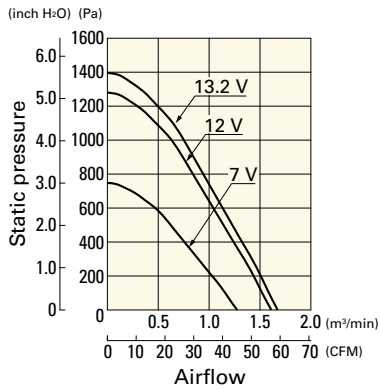
PWM duty - Speed characteristics example



## Airflow - Static Pressure Characteristics

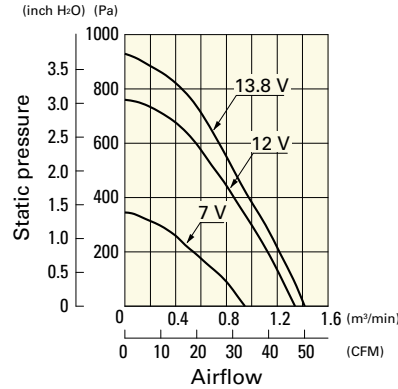
**9BMB12K201** With pulse sensor

Operating voltage range



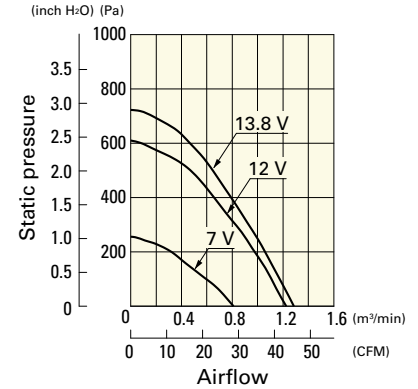
**9BMB12G201** With pulse sensor

Operating voltage range



**9BMB12S201** With pulse sensor

Operating voltage range

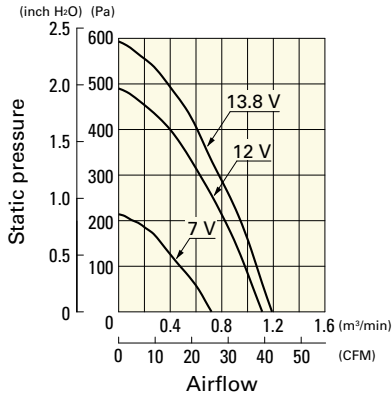


Blower 97 mm DC

## Airflow - Static Pressure Characteristics

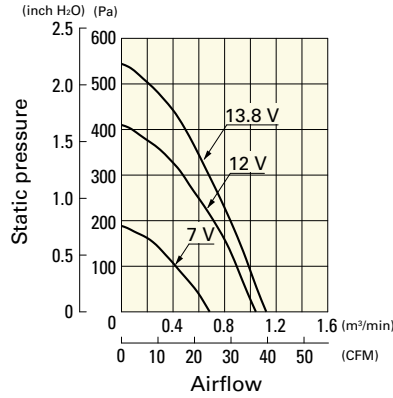
**9BMB12H201** With pulse sensor

Operating voltage range



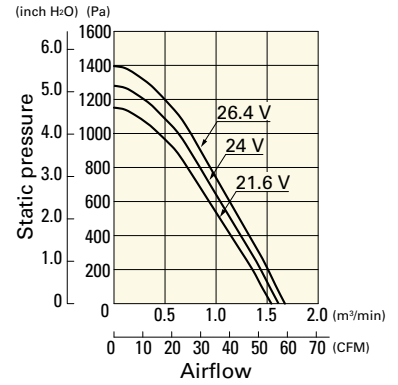
**9BMB12F201** With pulse sensor

Operating voltage range



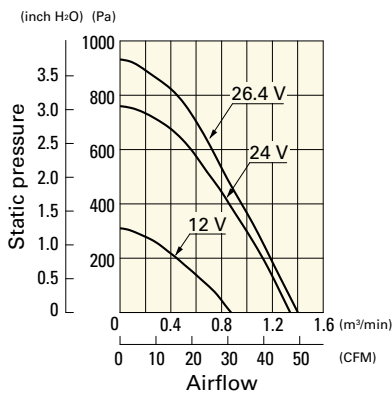
**9BMB24K201** With pulse sensor

Operating voltage range



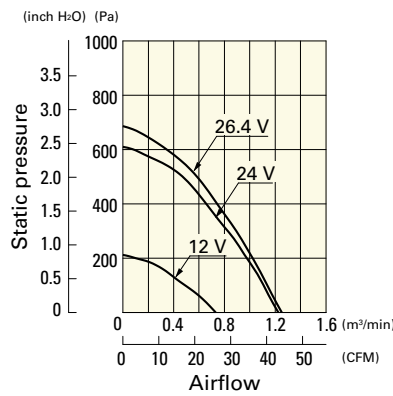
**9BMB24G201** With pulse sensor

Operating voltage range



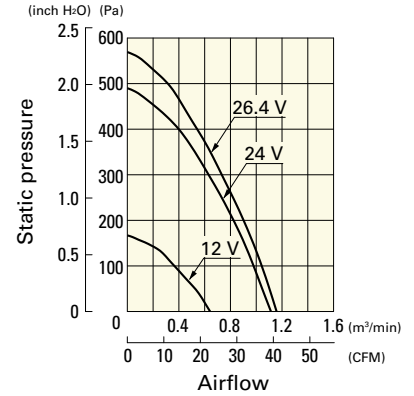
**9BMB24S201** With pulse sensor

Operating voltage range



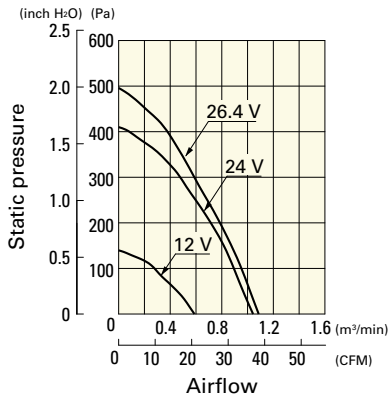
**9BMB24H201** With pulse sensor

Operating voltage range



**9BMB24F201** With pulse sensor

Operating voltage range



Blower 97 mm

DC

**Dimensions (unit: mm)** (With pulse sensor with PWM control function)

